




AX3

PARTS CATALOGUE

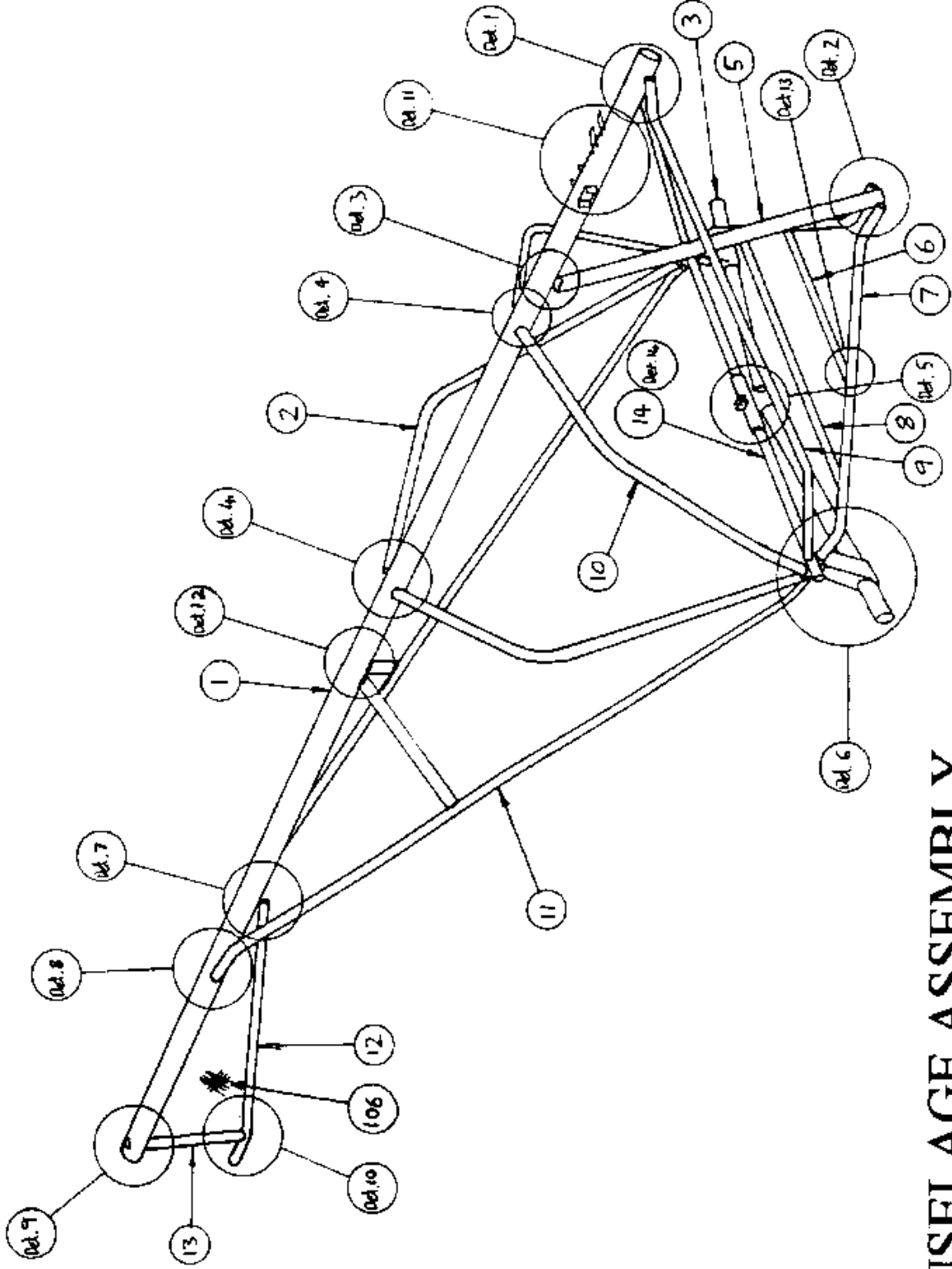
Issue 3



Pegasus Aviation, Elm Tree Park, Manton, Marlborough, Wiltshire SN8 1PS, UK
Telephone: +44 (0)1672 861578 Fax: +44 (0) 1672 861550
sales@pegasusaviation.co.uk www.pegasusaviation.co.uk

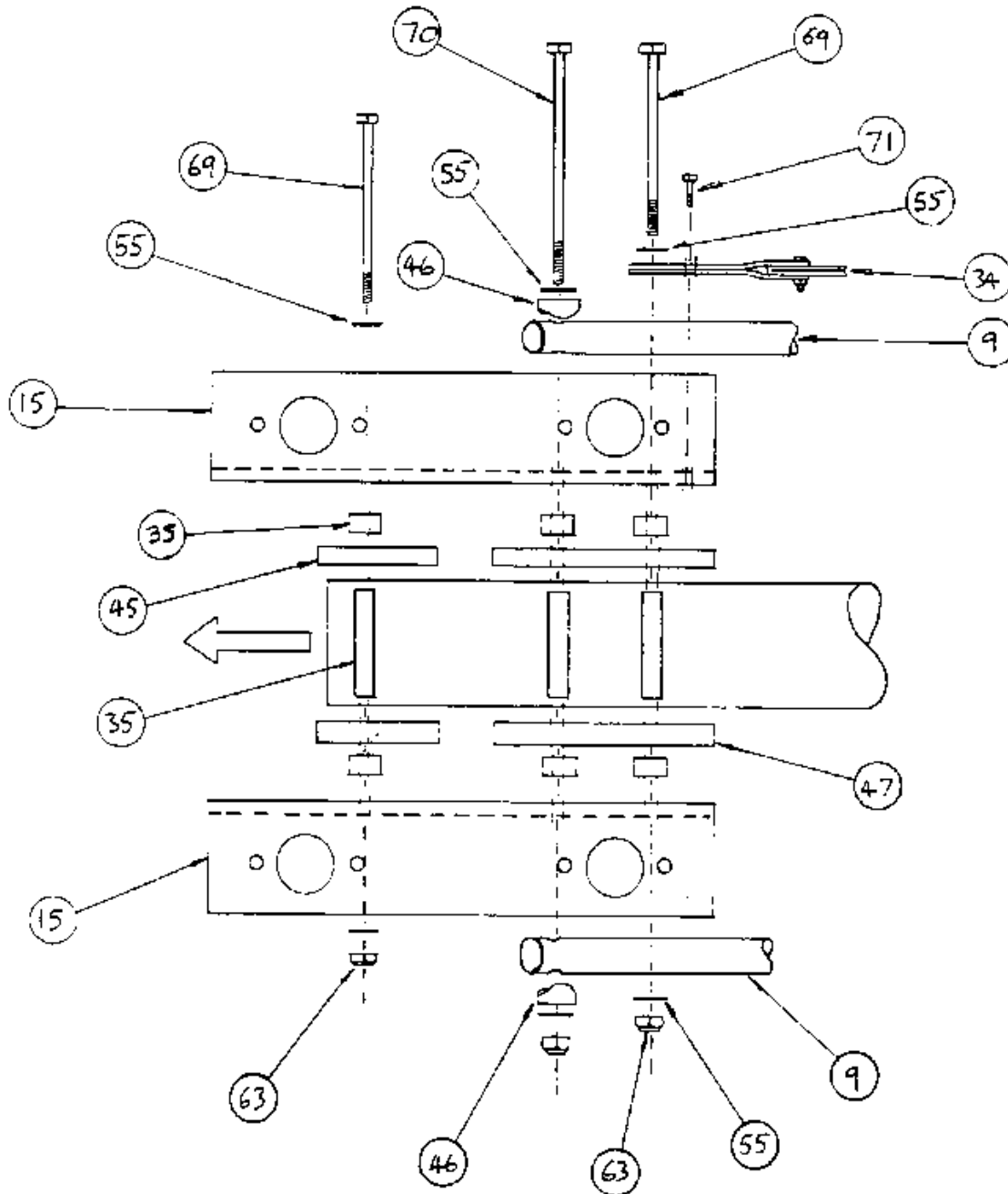
Contents

Section	Page
Fuselage Assembly	2
Wing Assembly	16
Seat Assembly	26
Tailplane Assembly	30
Rudder Assembly	32
Rear Enclosure Assembly 34	
Rear Undercarriage Assembly	37
Front Undercarriage Assembly	40
Cockpit Floor Assembly	42
Brake System Assembly	44
Trimmer Assembly	46
Stick Assembly	48
Elevator Control Assembly	50
Rudder Cables	52
Power Plant Assembly	54
Fuel System Assembly	56
Throttle and Choke Assembly	61
Body Work	64
Fabric Covers	67
Instruments, Electrics and Accessories	69

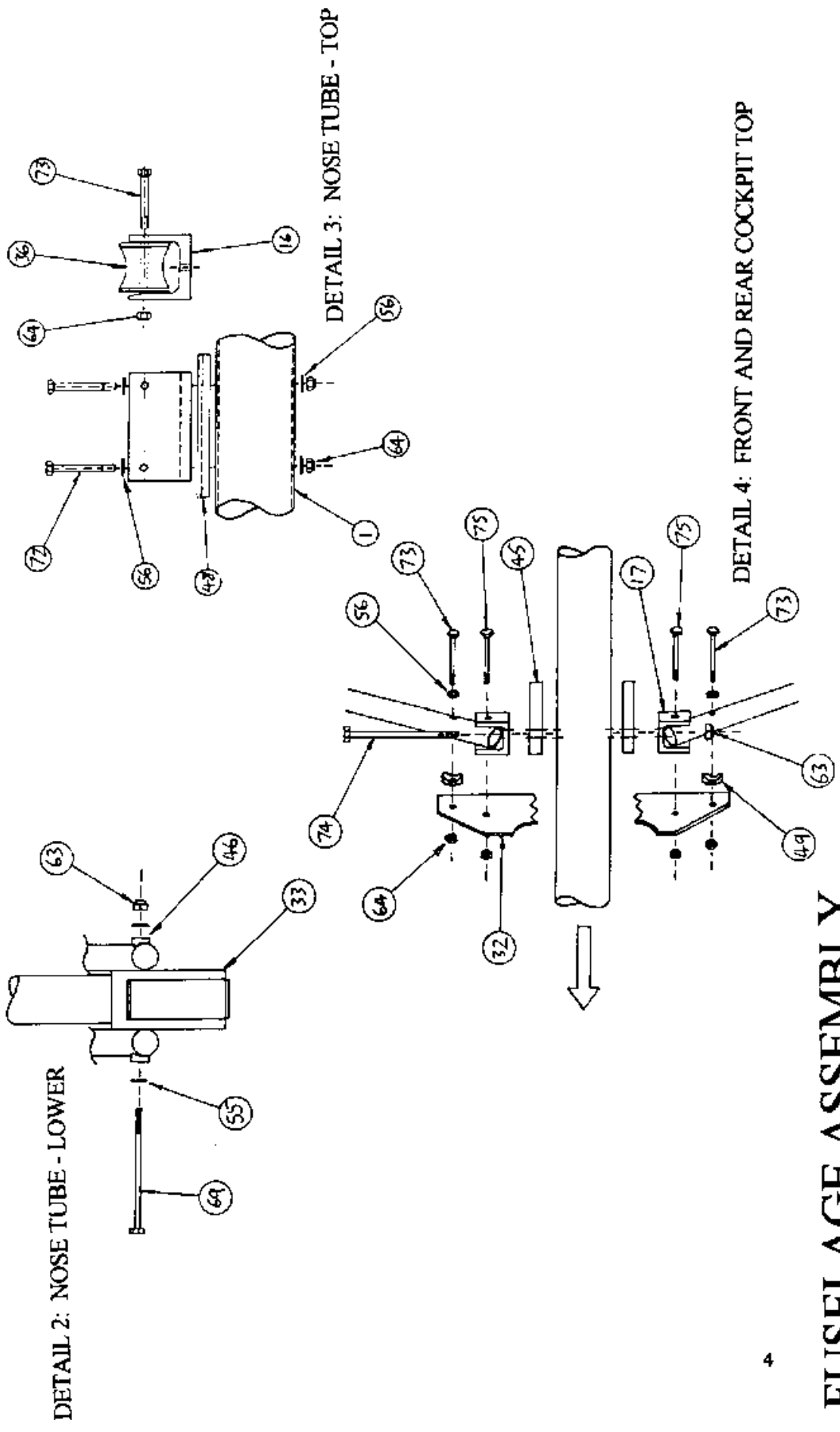


FUSELAGE ASSEMBLY

FUSELAGE ASSEMBLY

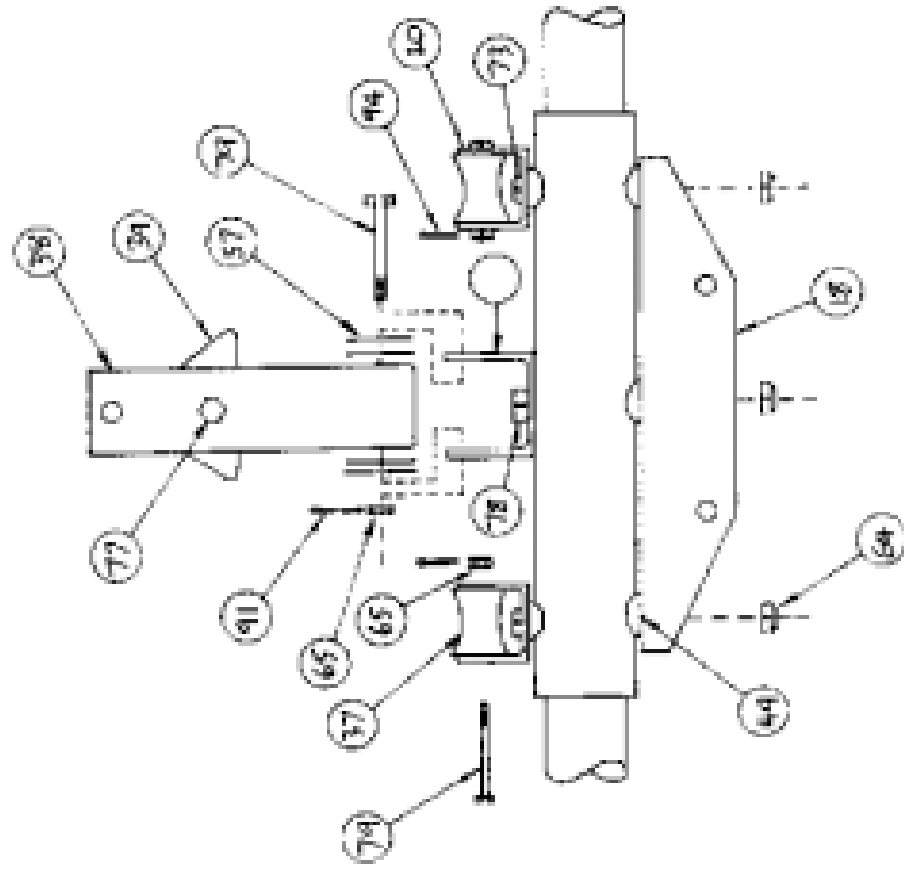


DETAIL I: ENGINE MOUNTING BRACKETS



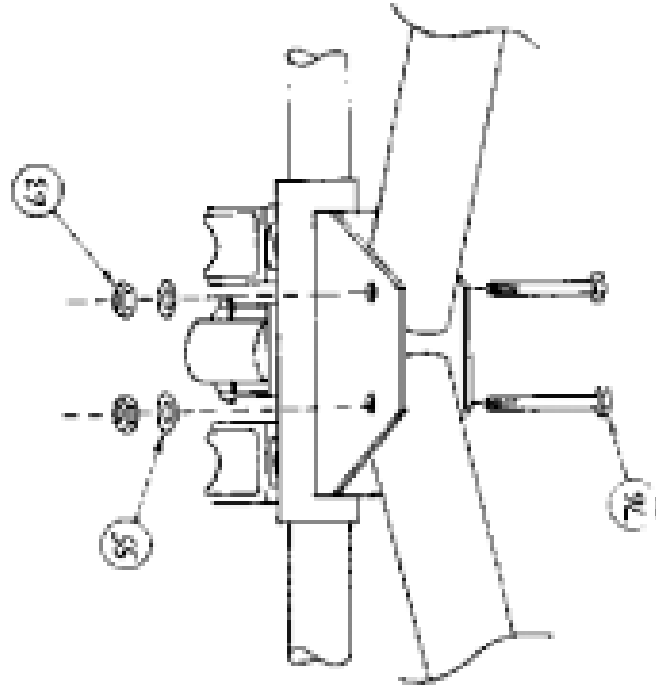
FUSELAGE ASSEMBLY

FUSELAGE ASSEMBLY



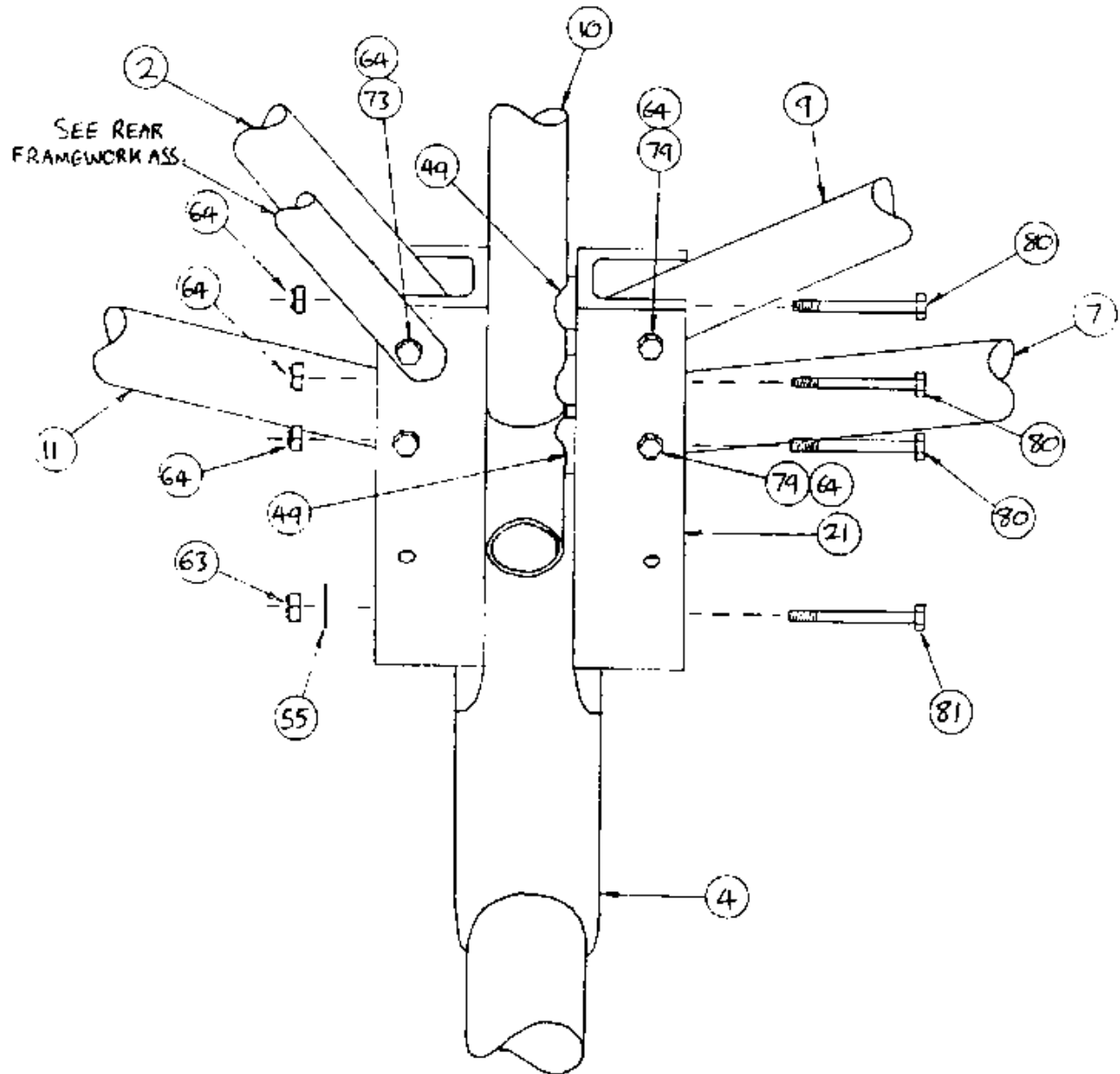
CONTROL STICK BASE

DETAIL 5:



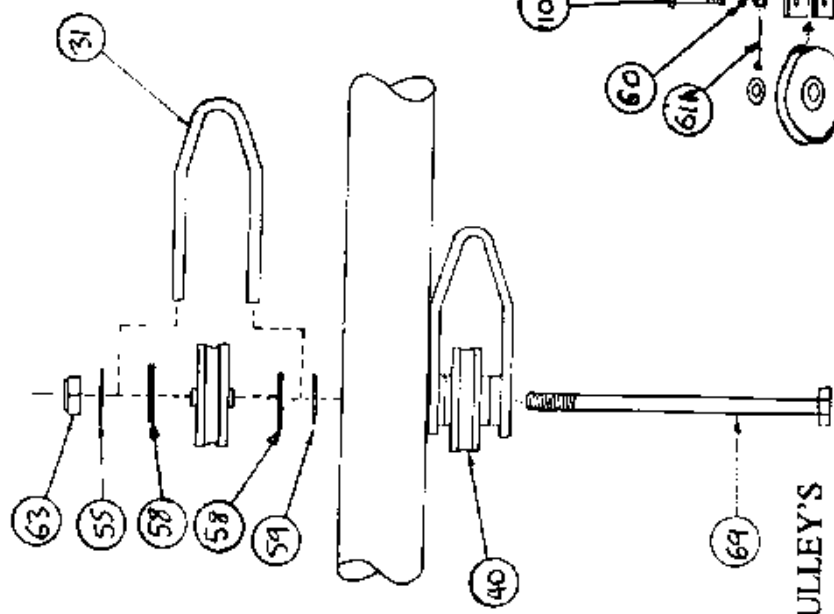
UNDERCARRIAGE CENTRE

FUSELAGE ASSEMBLY

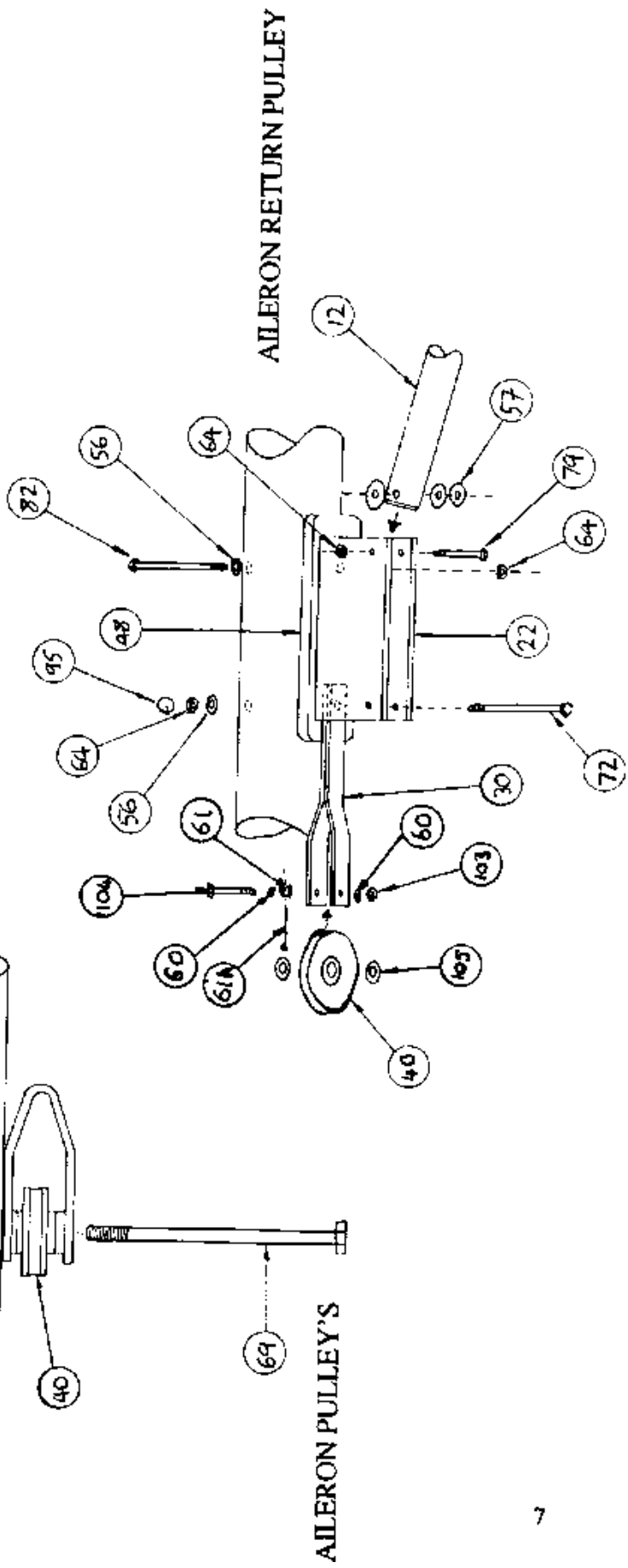


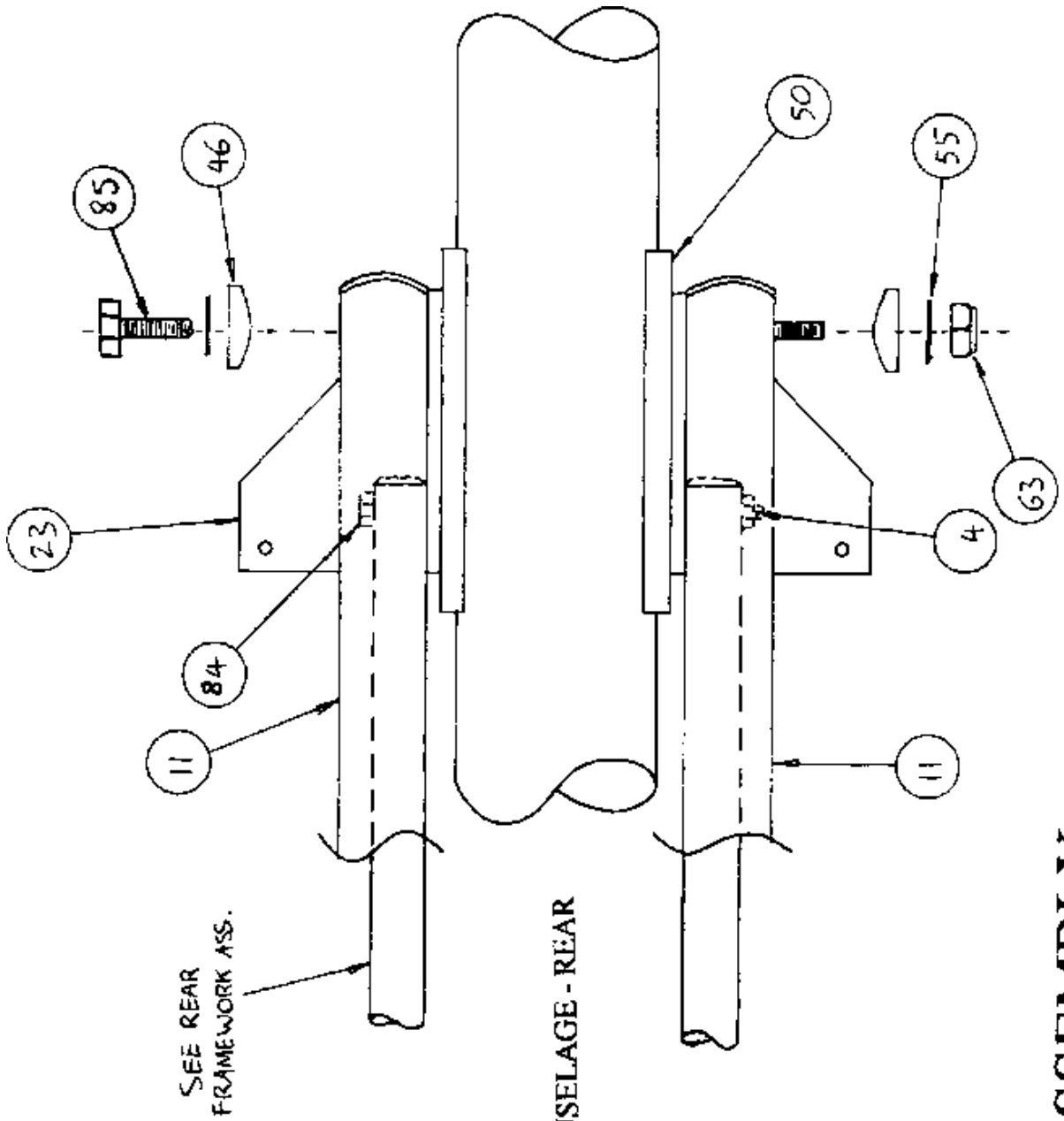
DETAIL 6: COCKPIT SIDE

FUSELAGE ASSEMBLY



DETAIL 7:



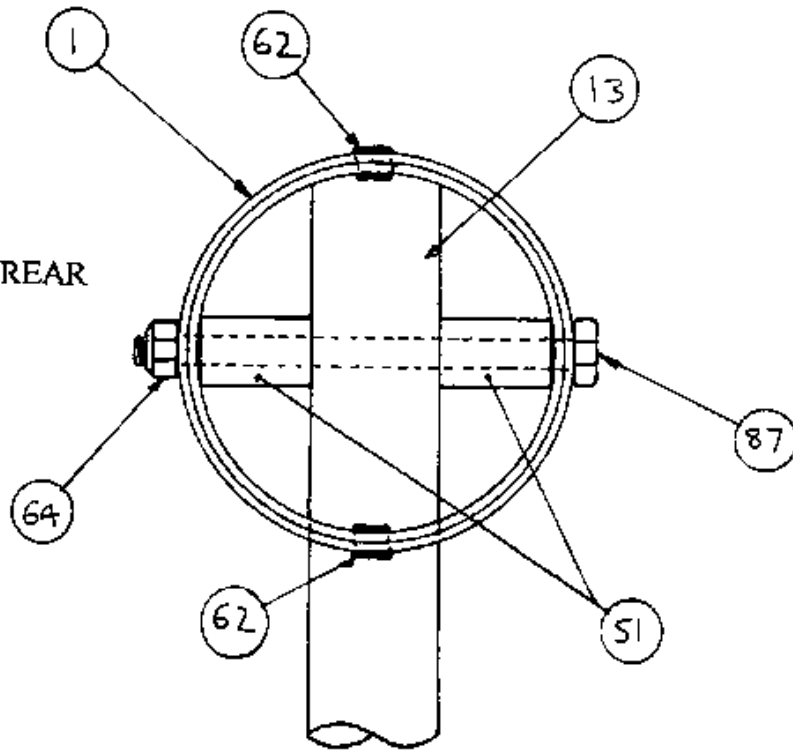


DETAIL 8: FUSELAGE - REAR

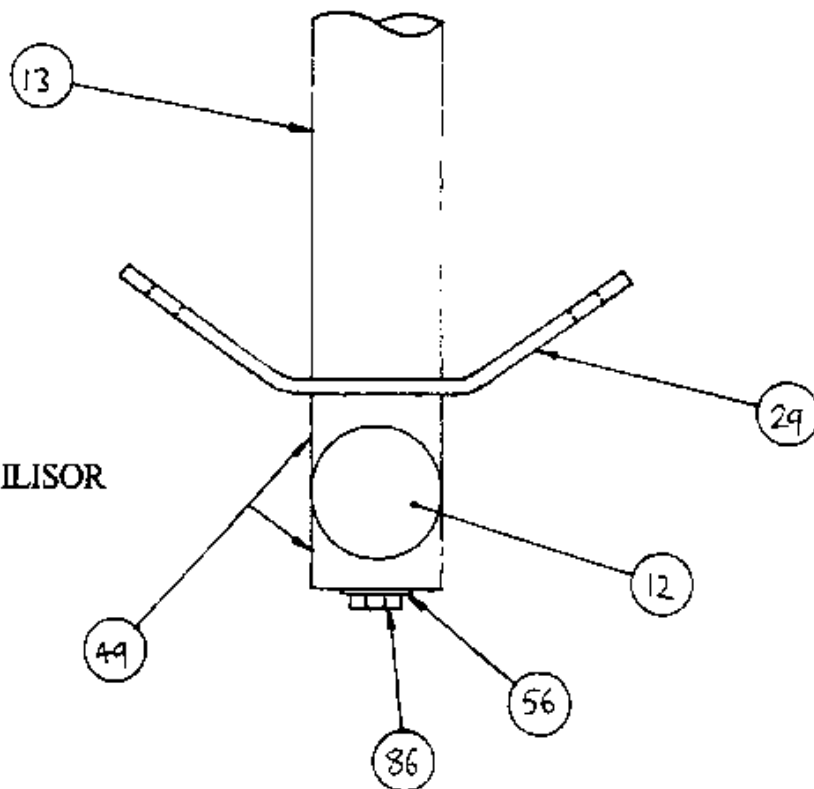
∞
FUSELAGE ASSEMBLY

FUSELAGE ASSEMBLY

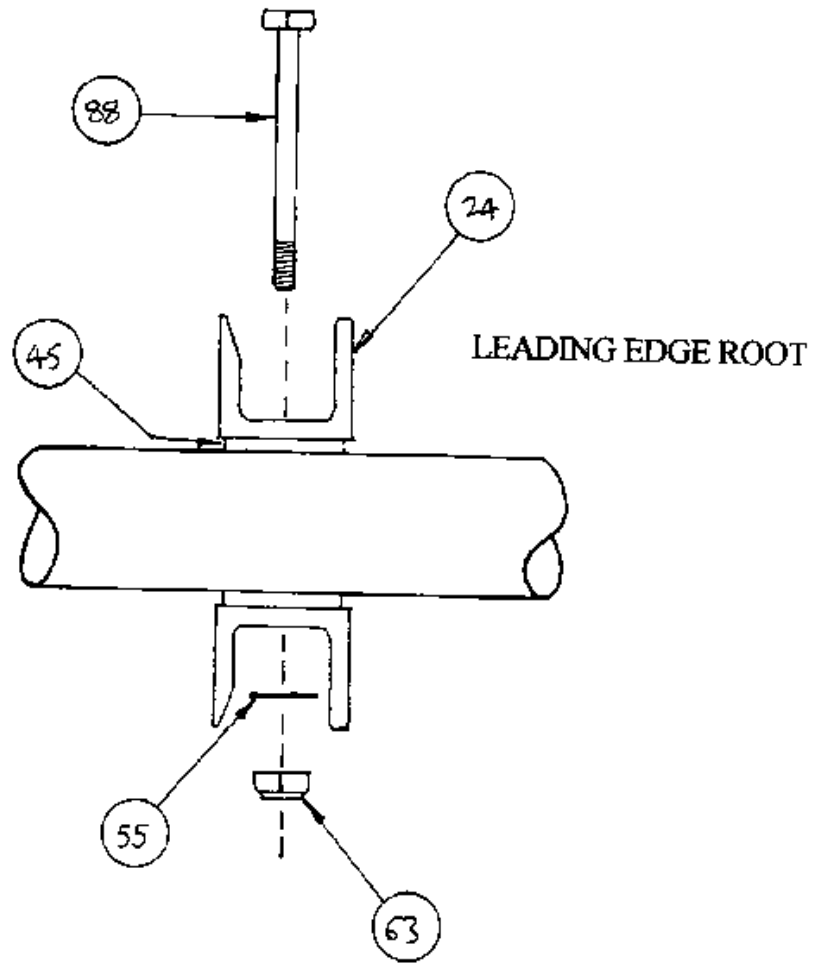
DETAIL 9: KEEL - REAR



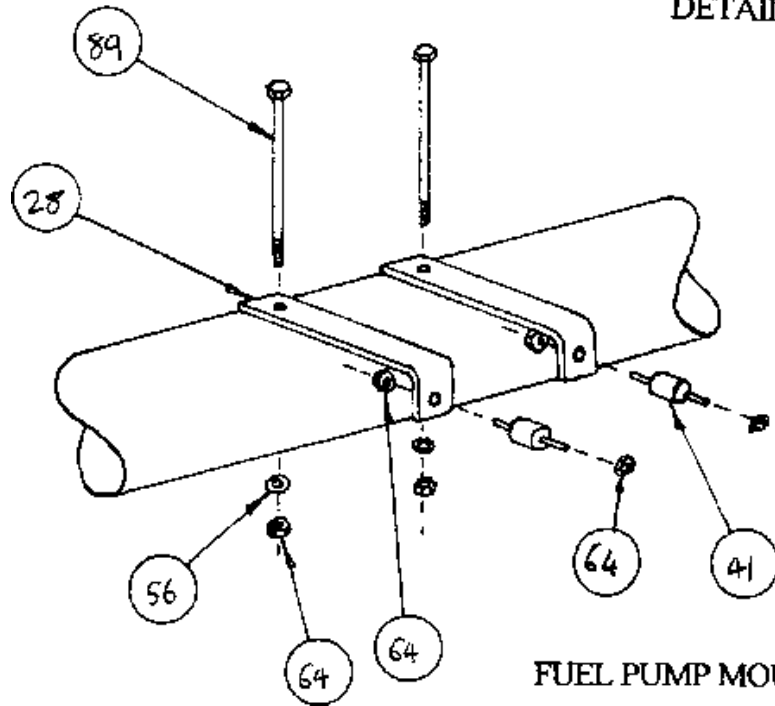
DETAIL 10:
HORIZONTAL STABILISOR



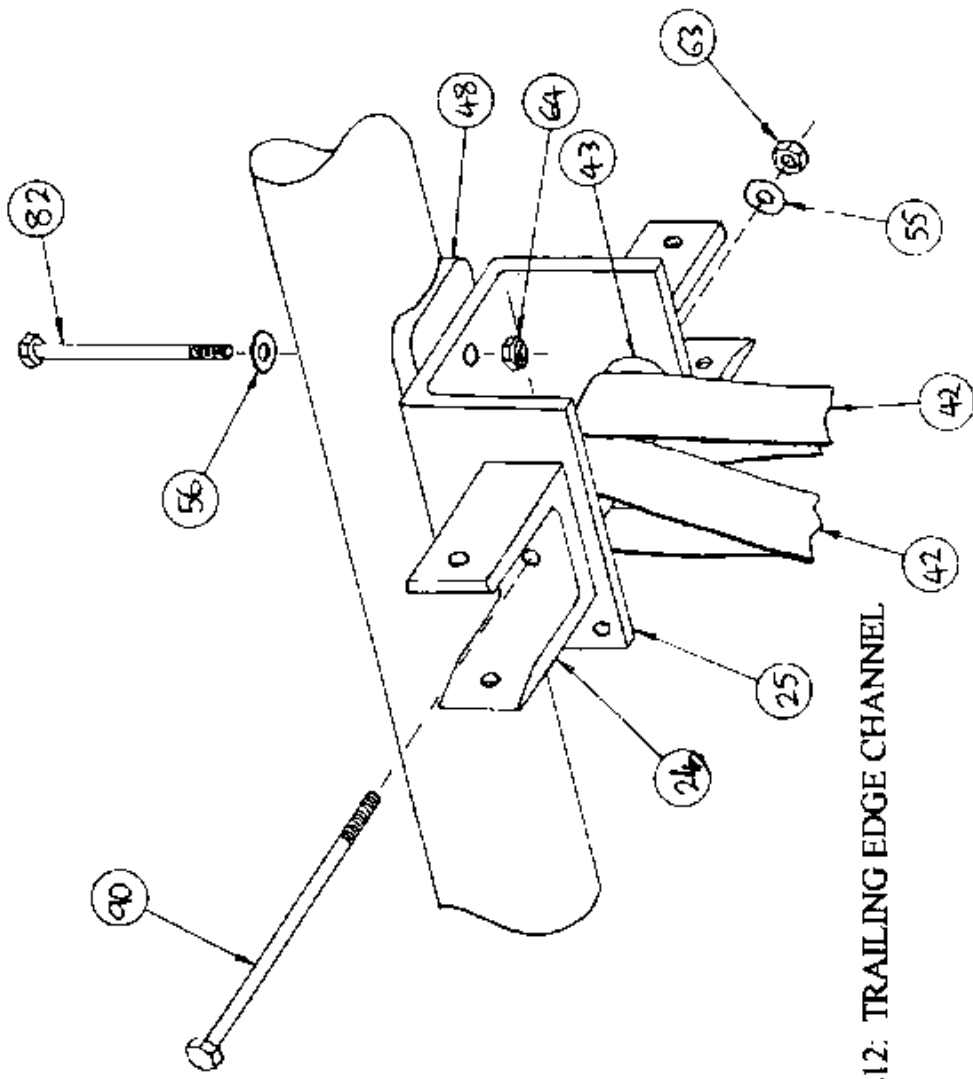
FUSELAGE ASSEMBLY



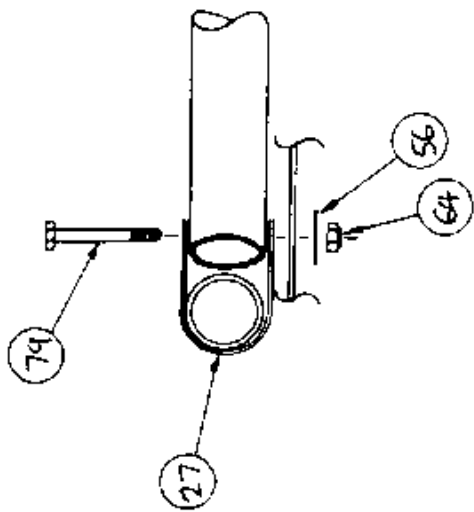
DETAIL 11:



FUEL PUMP MOUNTING

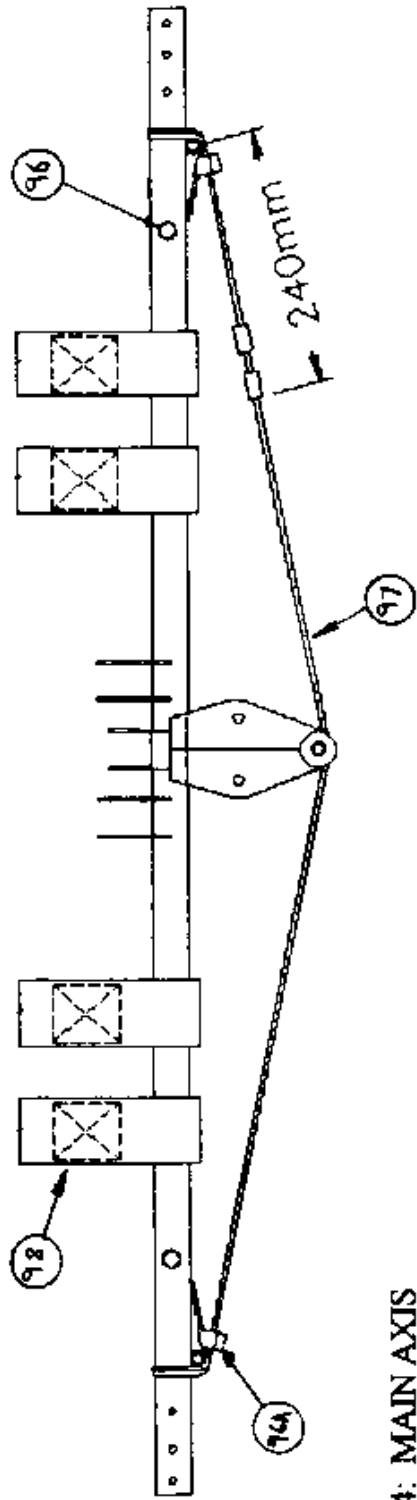


DETAIL 12: TRAILING EDGE CHANNEL

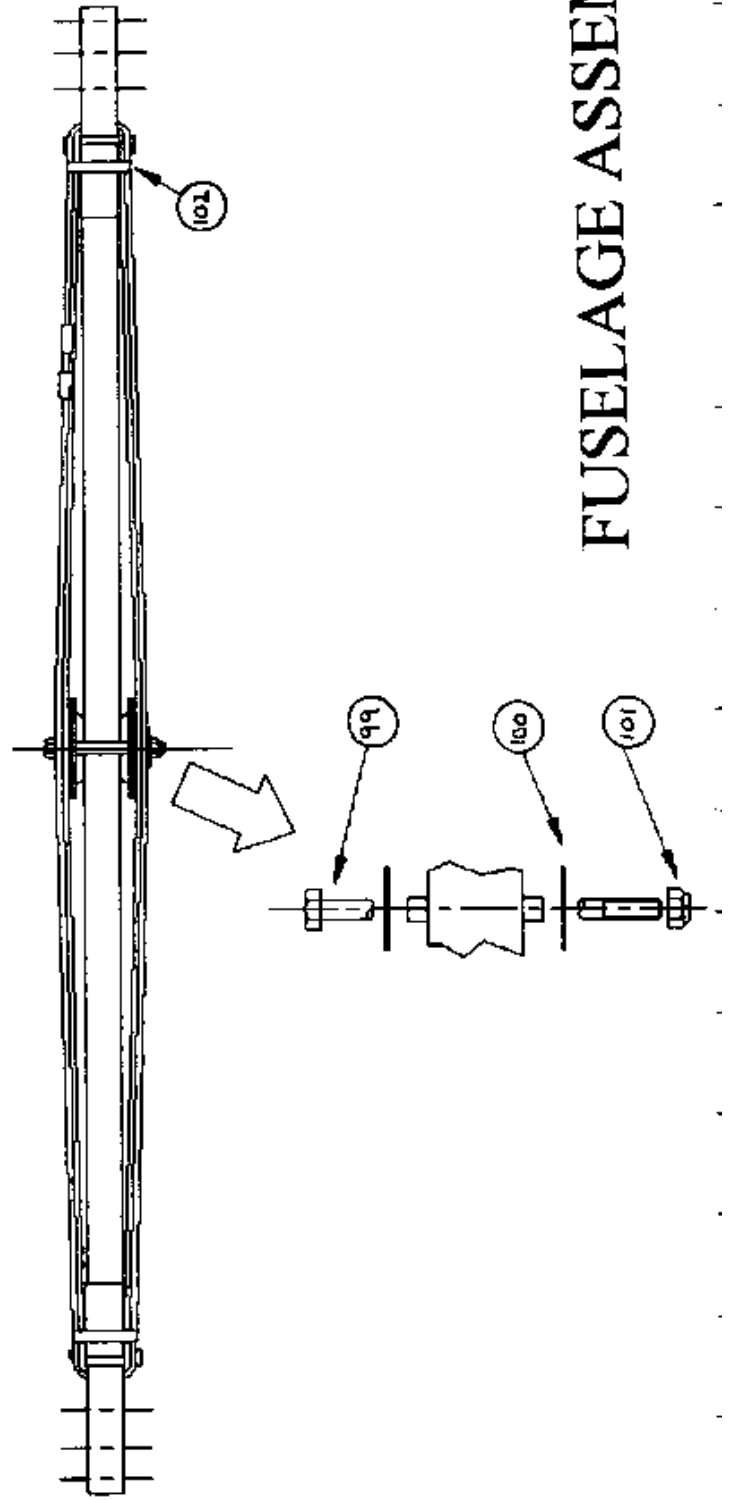


DETAIL 13: FOOTREST TUBE

FUSELAGE ASSEMBLY



DETAIL 14: MAIN AXIS



FUSELAGE ASSEMBLY

Fuselage Assembly

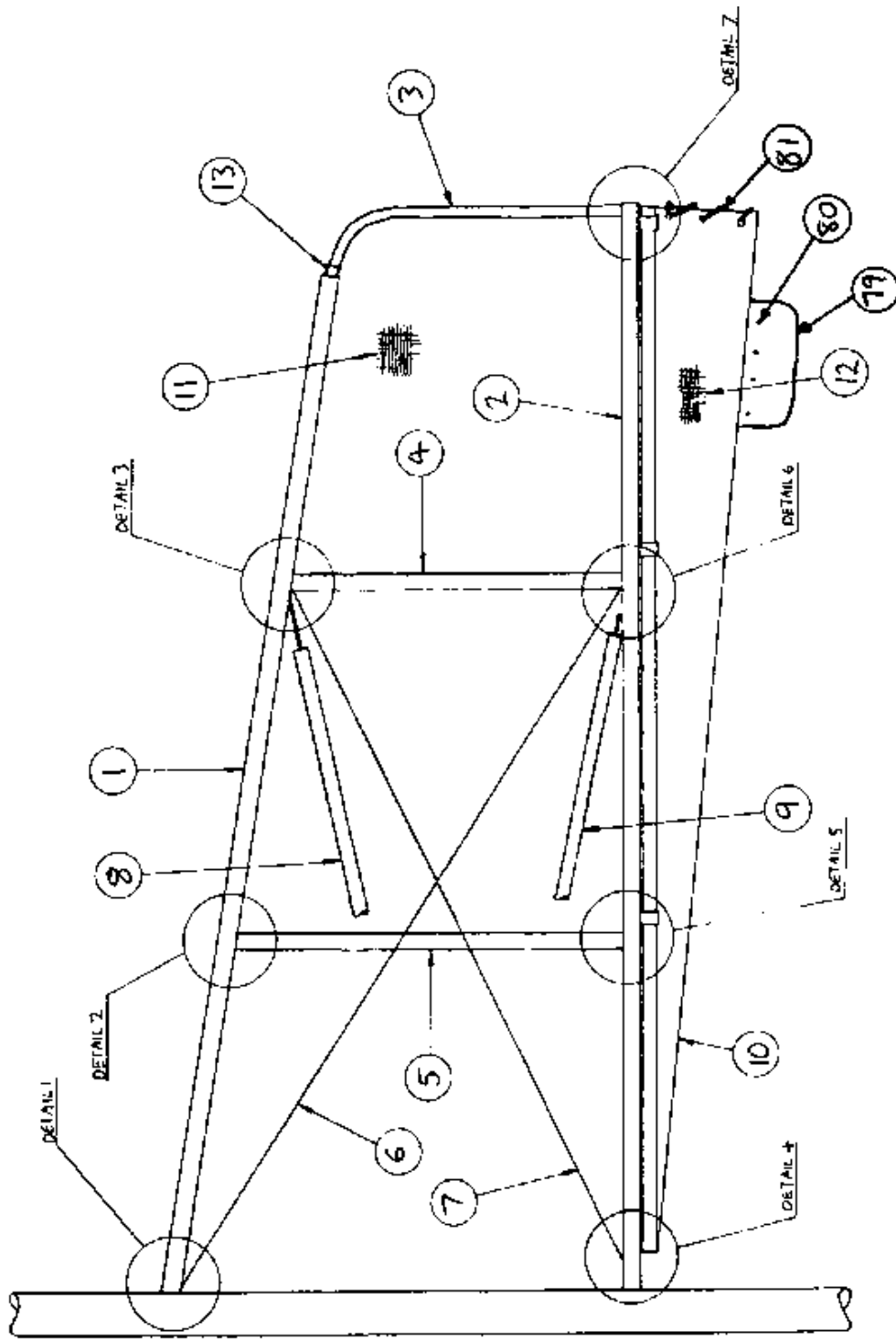
Item	Part Number	Description
1	101564N	Keel tube (2 5/8 tube - SEE NOTE)
2	100858	Rear cockpit tube
3	101559	Undercarriage leg assembly
	101559N	As 101 559 but without chamfers or recess at inboard end
4	101560	Undercarriage leg (composite part only)
5	100865	Nose tube
6	100896	Foot rest tube
7	100862	Cockpit floor tube
8	101297	Underseat tube
9	100851	Front support tube
10	100856	Cockpit side tube right
	100857	Cockpit side tube left
11	100852	Rear support tube
12	101099	Sub-fin leading edge tube
13	100861	Sub-fin trailing edge tube
	200861	Sub-fin trailing edge tube (for use with 2 5/8 keel tube)
14	101631N	Main axis assembly (UK spec. aircraft) - see Detail 15
	101015	Main axis (non-UK spec. aircraft only)
15	100461	Engine support
16	100396	Nose tube channel bracket
17	100971	Cockpit tube bracket
18	101041	Undercarriage leg bracket inboard
19	101632	Main axis oversleeve
20	100442	Channel bracket
21	100980	Main axis bracket
22	100470	Sub-fin bracket
23	100901L	Stabilisor bracket -left hand (use with original keel tube)
	100901R	Stabilisor bracket - right hand (use with original keel tube)
	100901LN	Stabilisor bracket - left hand (use with 2 5/8 keel tube)
	100901RN	Stabilisor bracket - right hand (use with 2 5/8 keel tube)
24	100415	Wing root bracket
25	100977	Trailing edge bracket
27	100399	Bracket
28	101350	Fuel pump bracket
29	100506	Horizontal stabiliser strut bracket
30	100923	Aileron return pulley bracket
31	100452	Aileron pulley guard
32	100472	Support plate (use with original keel tube)
	100473	Support plate (use with 2 5/8 keel tube)
33	101345	Steering head
34	100924	Pull start pulley bracket
35	100911	Crush tube (long) - original keel
	100911N	Crush tube (long) - 2 5/8 keel
36	100522	Pull start pulley
37	100523	Aileron roller
38	100418	Stick base

39	ZMS-245	Aileron stop
40	RP-18	Aileron cable pulley
41	EVI-006	Rubber mount
42	100991	Shoulder harness
43	ZSP-052	Seat belt spacer
45	100466	Saddle washer (1,8)
46	PMS-8-001	Plastic saddle washer (8mm)
47	100460	Saddle washer (3,8,8,6)
48	100405	Saddle washer (2,6,6)
49	PMS-6-001	Pastic saddle washer (6mm)
50	100421	Saddle washer (2,8,6)
51	100912	Crush tube (small) - original keel
	100912N	Crush tube (small) - 2 ⁵ / ₈ keel
55	FW5-T4	5/16" washer
56	FW4-T3	1/4 steel washer
57	FWP-005	Plastic washer (6mm x 1mm thick)
58	FWM8-13	8mm washer O.D. 13/0.8 mm
59	FWP-007	Plastic washer (8mm x dia 18)
60	FW4-T4	1/4" washer OR
	FW5-T4	5/16" washer
61	PEP-9-001	Buffer moulding
61A	HTW-003	Cable tie (white, medium)
62	BEA-GB-2	DU bearing
63	FWM8-NP	M8 nyloc nut P-type
64	FNM6-NT	M6 nyloc nut T-type
65	FNM6-CN	M6 castle nut
69	FBM8-120	M8 * 120 hex bolt
70	100298	M8 * 185 hex bolt
71	FSM6-16	M6 * 16 set screw
72	FBM6-90	M6 * 90 hex bolt
73	FBM6-75	M6 * 65 hex bolt - cut to 65mm
74	100283	M8 * 90 hex bolt
75	FBM6-55	M6 * 55 hex bolt
76	FBM8-70	M8 * 70 hex bolt
77	100313	M5 * 20 hex bolt
78	100252	M6 * 60 hex bolt
79	FBM6-45	M6 * 45 hex bolt
80	FBM6-50	M6 * 50 hex bolt
81	FBM8-65	M8 * 65 hex bolt
82	100257	M6 * 85 hex bolt
84	100266	M6 * 130 hex bolt
85	100296	M8 * 160 hex bolt
86	100812	M6 * 60 hex bolt
87	FBM6-75	M6 * 75 hex bolt
88	FBM8-100	M8 * 100 hex bolt
89	FBM6-80	M6 * 80 hex bolt
90	FBM8-110	M8 * 110 hex bolt
94	FPSP-002	1/16" * 1" split pin
95	FPSR-001	5/8" safety ring
96	100823	M8 * 40 hex bolt
	FWM8-B	8mm form B washer
	FNM8-NT	M8 nyloc nut T-type
96A	HTW-005	Cable tie (white, large)

97	101633	Main axis brace wire
98	100995	Lower harness
99	FBM8-85	M8 * 85 hex bolt
100	FW5-14	5/16" * 1 1/4" washer
101	FNM8-NP	M8 nyloc nut P-type
102	HTW-005	Cable tie (white, large)
103	FNM8-NT	M8 nyloc nut T-type OR
	FNM6-NT	M6 nyloc nut T-type
104	FBM8-35	M8 * 35 hex bolt OR
	FBM6-35	M6 * 35 hex bolt
105	FWM8-13	8mm washer O.D. 13/0.8mm
106	101600	Sub-fin cover

N.B. The original keel tube material is no longer available and therefore the original keel has been replaced by part number 101564N. This necessitates change of the following parts also:

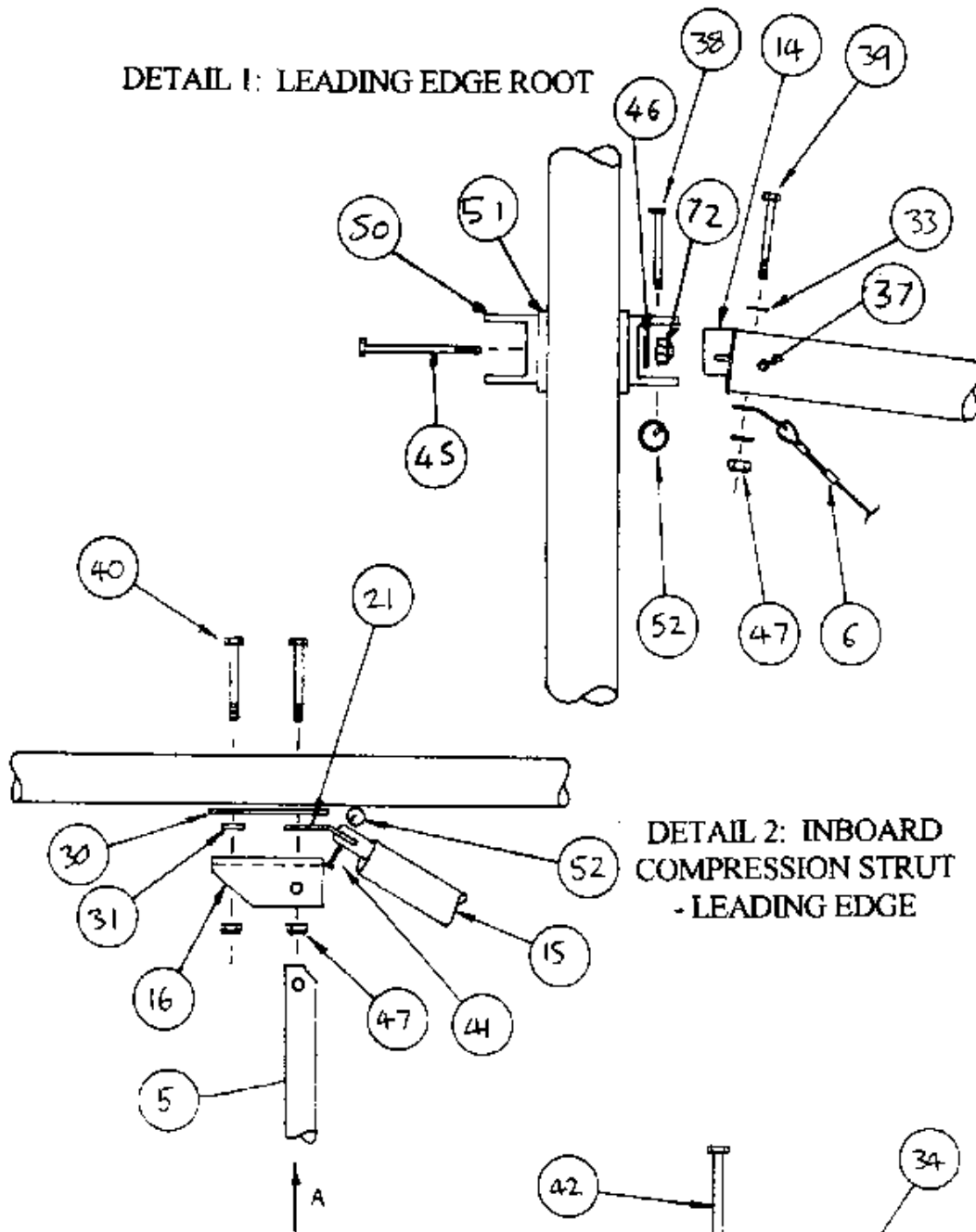
- Stabilisor bracket 100901L replaced by 100901LN
- Stabilisor bracket 100901R replaced by 100901RN
- Support plate 100472 replaced by 100473
- Sub-fin trailing edge tube 100861 replaced by 200861
- Long crush tube 100911 replaced by 100911N
- Small crush tube 100912 replaced by 100912N
- Head rest cable (narrow seat) 101032 replaced by 101033
- Head rest cable (wide seat) 101032N replaced by 101033N



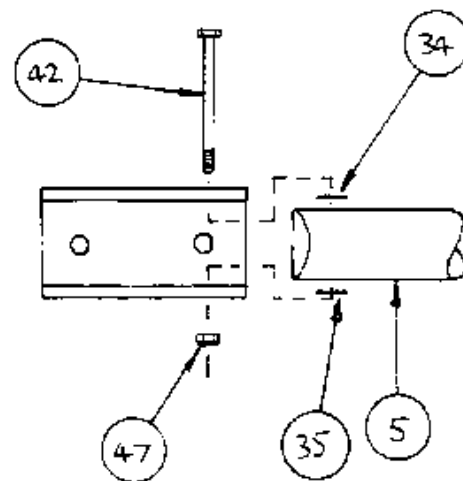
WING ASSEMBLY

WING ASSEMBLY

DETAIL 1: LEADING EDGE ROOT

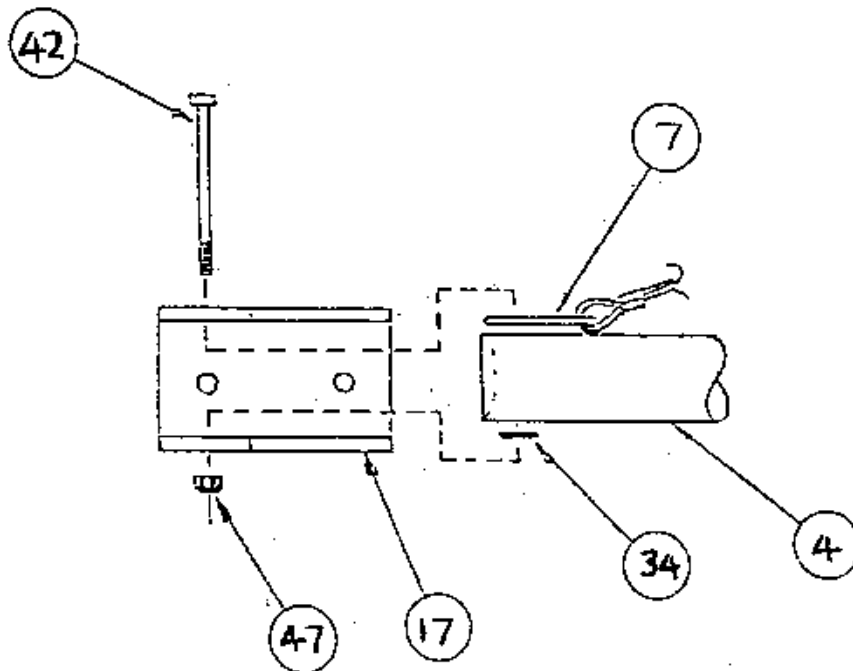
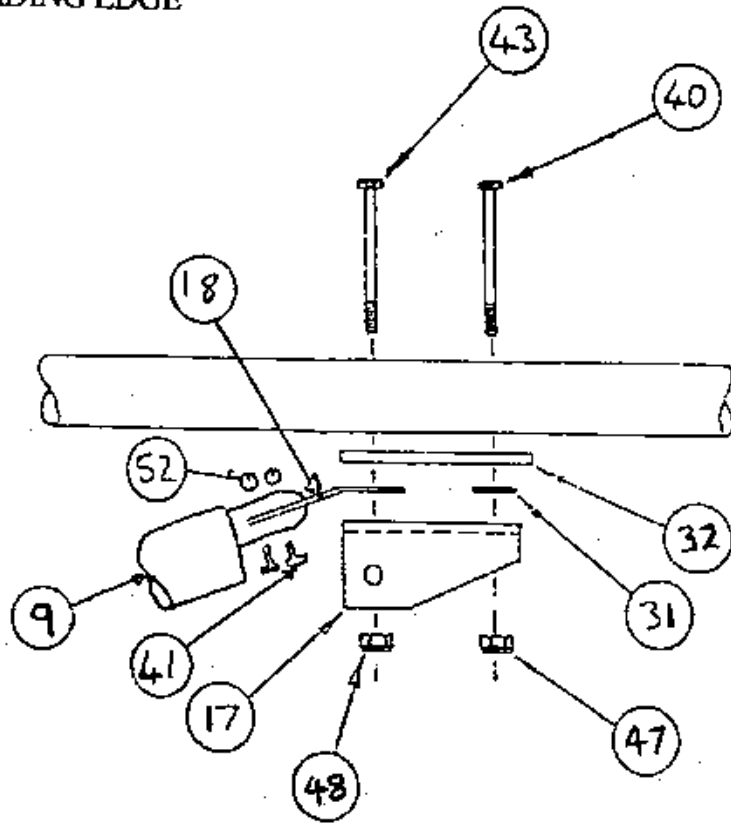


VIEW A:

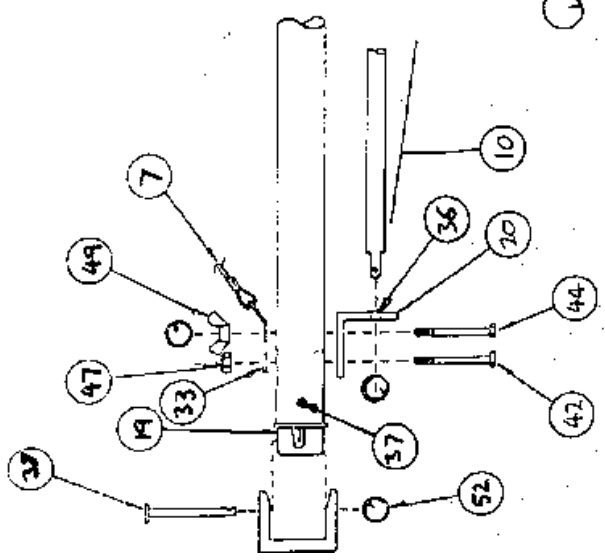


WING ASSEMBLY

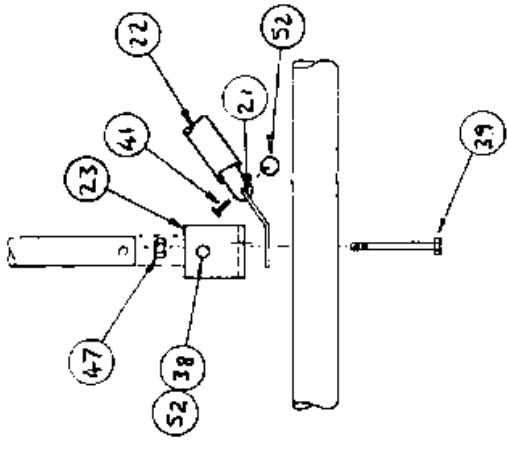
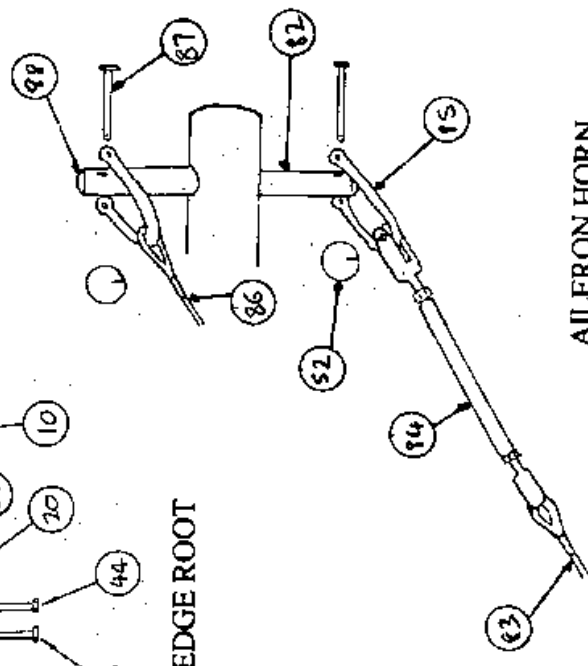
DETAIL 3: OUTBOARD COMPRESSION
STRUT - LEADING EDGE



VIEW A

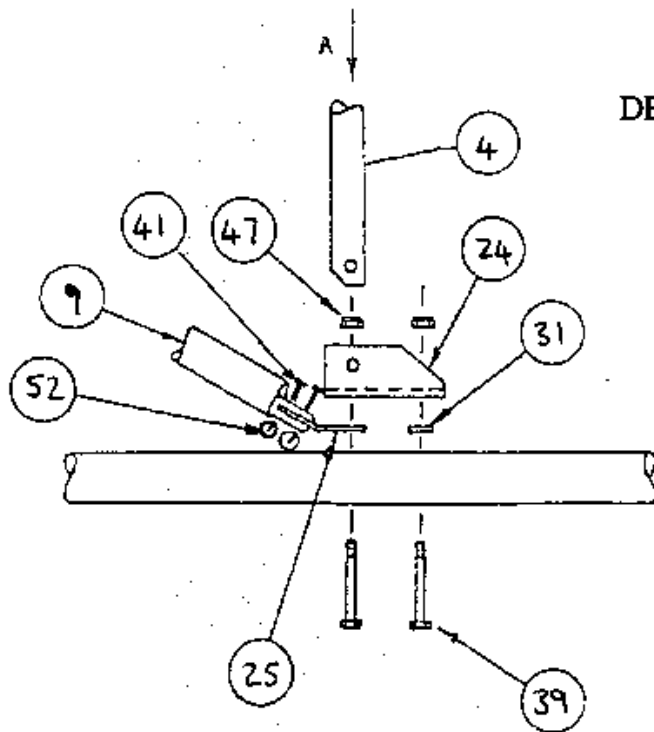


DETAIL 4:

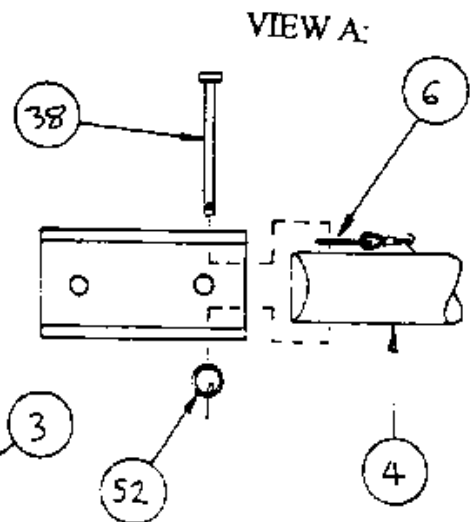


WING ASSEMBLY

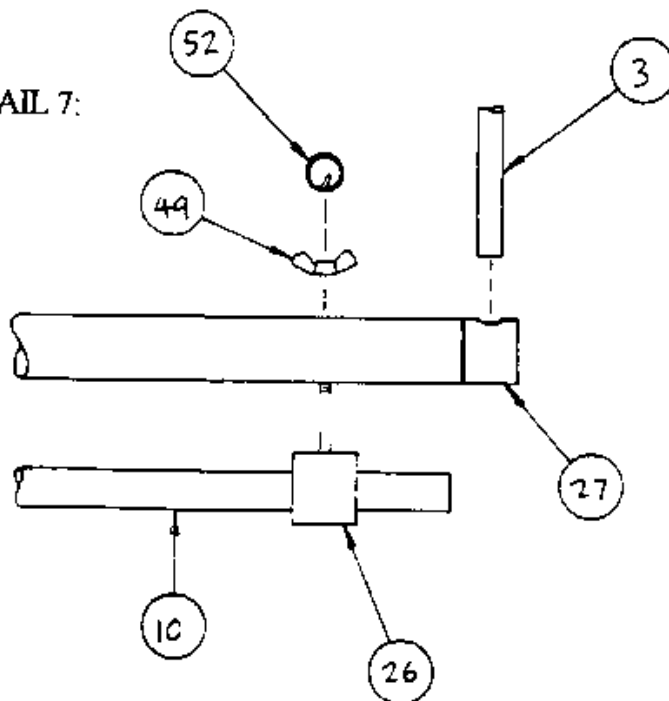
WING ASSEMBLY



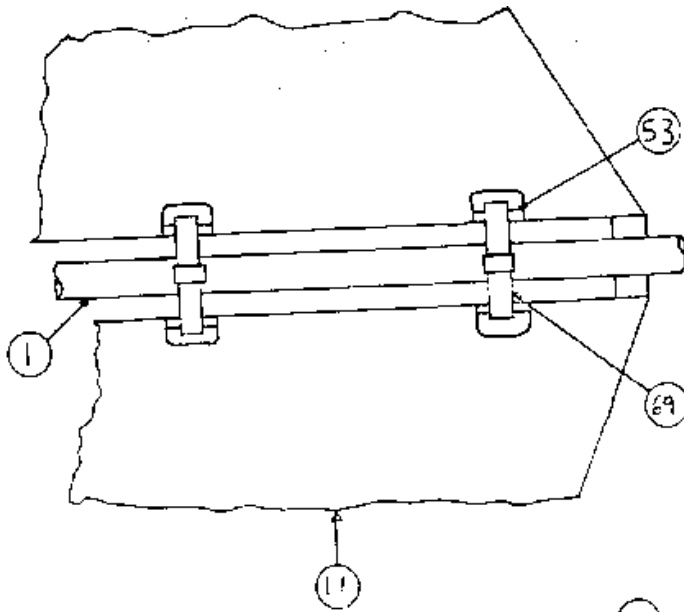
DETAIL 6: OUTBOARD COMPRESSION STRUT - TRAILING EDGE



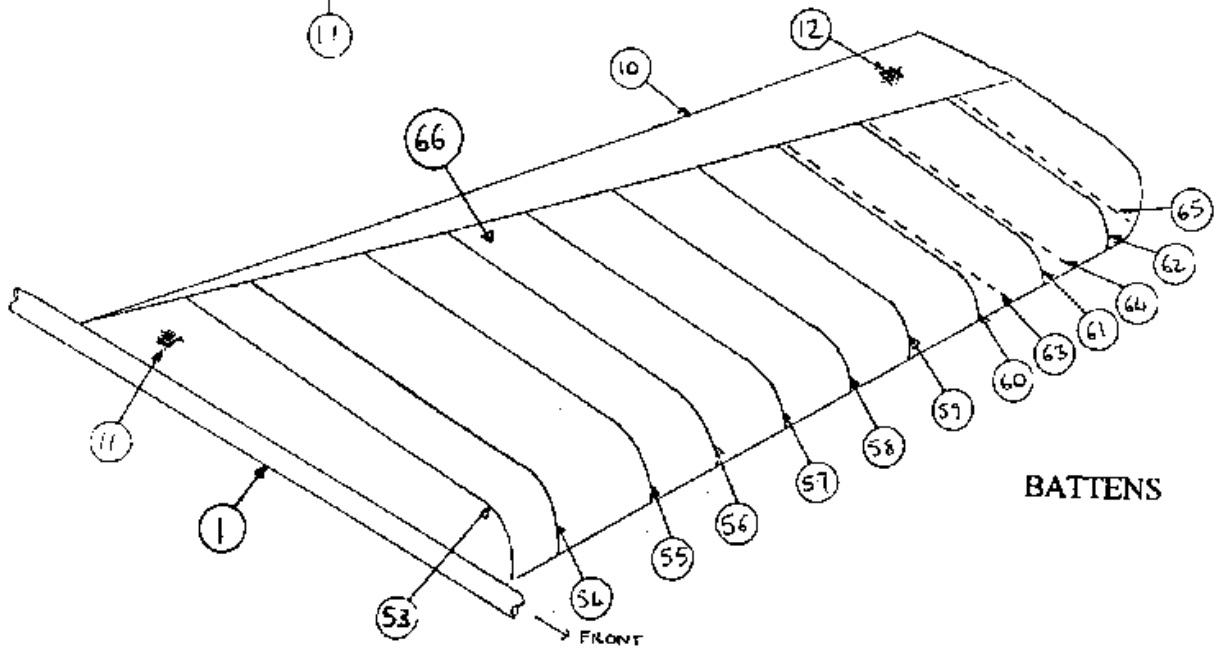
DETAIL 7:



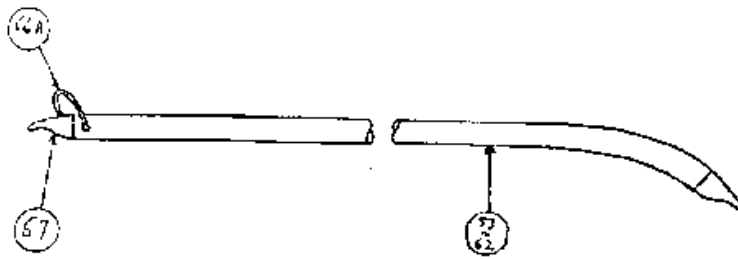
WING ASSEMBLY



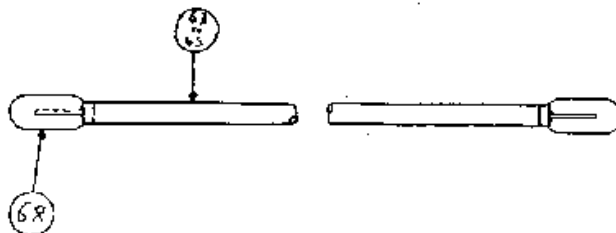
WING STRAPS - TOP VIEW



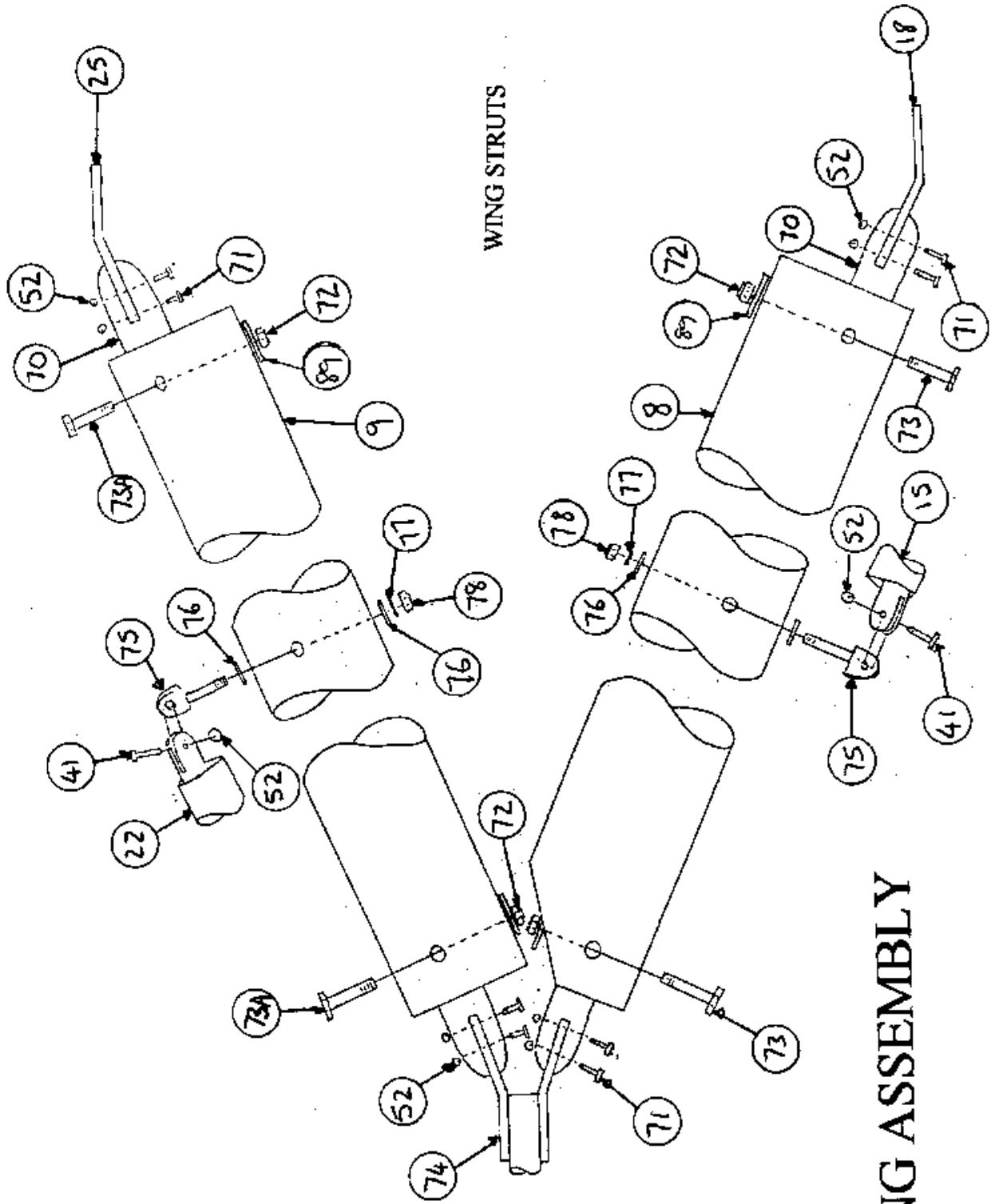
BATTENS



TOP SURFACE BATTENS



UNDER SURFACE BATTENS



WING STRUTS

WING ASSEMBLY

g Assembly

Item	Part Number	Description
1	101543*	Leading edge tube
2	101544	Trailing edge tube
3	101551	Wing tip tube
4	101546	Compression strut outboard
5	101545	Compression strut inboard
6	101540	Wing brace wire no. 1
7	101541	Wing brace wire no. 2
8	101555**	Front wing strut tube
9	101556**	Rear wing strut tube
10	101554L	Aileron assembly - left hand
	101554R	Aileron assembly - right hand
11	101596L	Wing covering - left hand (specify fabric and colour)
	101596R	Wing covering - right hand (specify fabric and colour)
12	101597L	Aileron covering - left hand (specify fabric and colour)
	101597R	Aileron covering - right hand (specify fabric and colour)
13	100420	Leading edge tip casting
14	101459	Leading edge root casting
15	101557	Front jury strut
16	101298	Leading edge inboard/trailing edge outboard bracket
17	101011	Leading edge outboard bracket
18	100955	Wing strut tang
19	101050	Trailing edge wing root casting
20	100463	Aileron root bracket
21	100948	Jury strut tang
22	101558	Rear jury strut
23	100397	Trailing edge inboard bracket
24	100397	Trailing edge inboard bracket
25	100954	Wing strut tang (trailing edge outboard 6mm)
26	ZMP-079	Aileron hinge insert
27	100546	Trailing edge wing tip casting
30	100405	Saddle washer (2,6,6)
31	FWP-006	Plastic washer (6mm x 3mm thick)
32	100421	Saddle washer (2,8,6)
33	FW4-T3	1/4 steel washer
34	FWP-005	Plastic washer (6mm * 1mm thick)
35	FWP-006	Plastic washer (6mm * 3mm thick)
36	BEA-GB-2	DU bearing
37	FR4-8-002	4mm * 8mm aluminium pop rivet
38	100324	Clevis pin (6 x 60)
39	FBM6-80	M6 * 80 hex bolt – cut to 75mm
40	100819	M6 * 100 hex bolt – cut to 90mm
41	100332	Clevis pin (6 * 20)
42	FBM6-75	M6 * 65 hex bolt - cut to 65mm
43	FBM8-100	M8 * 100 hex bolt
44	FBM6-70	M6 * 70 hex bolt
45	FBM8-110	M8 * 100 hex bolt (cut to 104 mm)
46	FWM8-B	M8 form B washer
47	FNM6-NT	M6 nyloc nut

48	FNM8-NT	M8 nyloc nut T-type
49	FNM6-WN	M6 wing nut
50	100415	Wing root bracket
51	100466	Saddle washer (1,8)
52	FPSR-001	5/8" safety ring c/w locator tab
53	101229-1L	Wing batten no. 1 - left hand (inc. batten ends)
	101229-1R	Wing batten no. 1 - right hand (inc. batten ends)
54	101229-1AL	Wing batten no. 1A - left hand (aircraft CA/C/2083047 to 51only) (including batten ends)
	101229-1AR	Wing batten no. 1A - right hand (aircraft CA/C/2083047 51only) (including batten ends)
55	101229-2L	Wing batten no. 2 - left hand (inc. batten ends)
	101229-2R	Wing batten no. 2 - right hand (inc. batten ends)
56	101229-3L	Wing batten no. 3 - left hand (inc. batten ends)
	101229-3R	Wing batten no. 3 - right hand (inc. batten ends)
57	101229-4L	Wing batten no. 4 - left hand (inc. batten ends)
	101229-4R	Wing batten no. 4 - right hand (inc. batten ends)
58	101229-5L	Wing batten no. 5 - left hand (inc. batten ends)
	101229-5R	Wing batten no. 5 - right hand (inc. batten ends)
59	101229-6L	Wing batten no. 6 - left hand (inc. batten ends)
	101229-6R	Wing batten no. 6 - right hand (inc. batten ends)
60	101229-7L	Wing batten no. 7 - left hand (inc. batten ends)
	101229-7R	Wing batten no. 7 - right hand (inc. batten ends)
61	101229-8L	Wing batten no. 8 - left hand (inc. batten ends)
	101229-8R	Wing batten no. 8 - right hand (inc. batten ends)
62	101229-9L	Wing batten no. 9 - left hand (inc. batten ends)
	101229-9R	Wing batten no. 9 - right hand (inc. batten ends)
63	101229/U1-L	Under surface batten no.1 - left hand (inc. batten ends)
	101229/U1-R	Under surface batten no.1 - right hand (inc. batten ends)
64	101229/U2-L	Under surface batten no. 2 - left hand (inc. batten ends)
	101229/U2-R	Under surface batten no. 2 - right hand (inc. batten ends)
65	101229/U3-L	Under surface batten no. 3 - left hand (inc. batten ends)
	101229/U3-R	Under surface batten no. 3 - right hand (inc. batten ends)
66	101229	Wing batten set
66A	VNR-007	Cross braid
67	201229-R	Red wing batten end - left hand
	201229-G	Green wing batten end - right hand
68	PMR10.8-DFR	Red left hand under surface batten ends
	PMR10.8-DFG	Green right hand under surface batten ends
69	101301	Wing strap
70	100436	Wing strut end fitting
71	100325	Clevis pin (6 * 35)
72	FNM8-NP	M8 nyloc nut P-type
73	FBM8-55	M8 * 55 hex bolt
73A	FBM8-55	M8 * 55 hex bolt (previously M6 * 55 hex bolt: FBM6-55)
74	ZMS-246	Wing strut bracket
75	FEM6-45	M6 * 45 hex bolt
76	FWP-004	Plastic washer (6mm * dia 16)
77	FW4-T4	1/4 washer
78	FNM6-NP	M6 nyloc nut P-type
79	ZPL-120	Aileron trim tab (optional - right hand aileron)

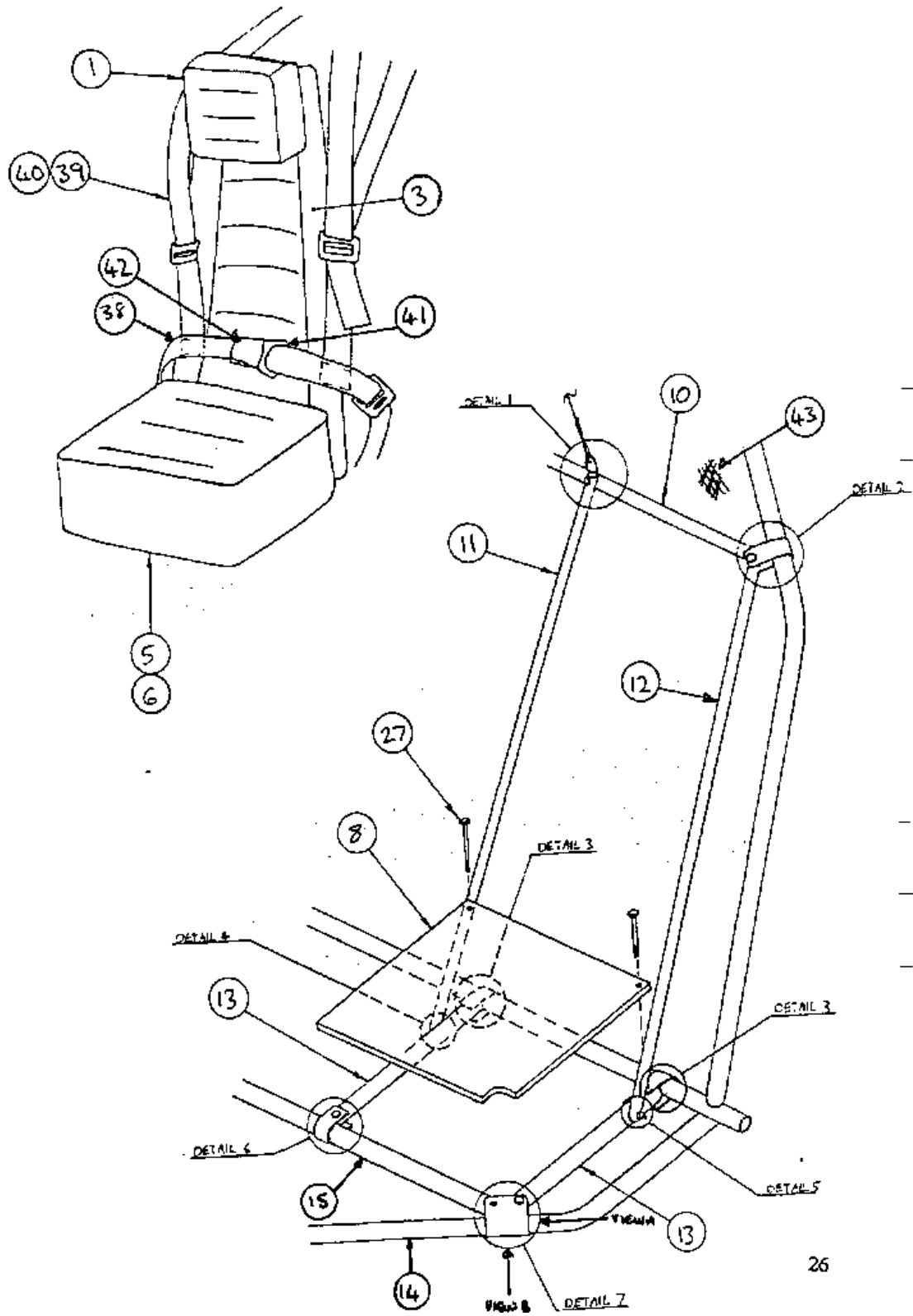
80	FR4-16-001	1/8" * 1/2" aluminium pop rivet
81	VSC5-001	5 mm bungee (state length required)
82	101303	Aileron horn tube
83	101565	Aileron return cable
84	RA-3	Cable adjuster (left hand aileron only)
85	RS-6	Aileron cable shackle
86	101585***	Aileron cable assembly
87	RS-3	Clevis pin part of shackle used only
88	PEP6-001	End plug - black
89	FWP-009	Plastic washer (8mm x 3mm thick)
90	ZMF-021	M6 x 80 hex ht bolt (70mm psl)

* The original leading edge material is no longer available. If replacing the leading edge, order also item 43 (FBM8-100) and item 90 (ZMF-021). Replacement leading edges also have a lighter modified tip casting, but therefore require the tip tube (item 3) to be replaced with a slightly different tip tube, part number 20155. Leading edges should be replaced as a pair so that weights and deflections are equal.

** Replacement tubes 101555 and 101556 (items 8 & 9) require new end fittings, order part number ZKN-123.

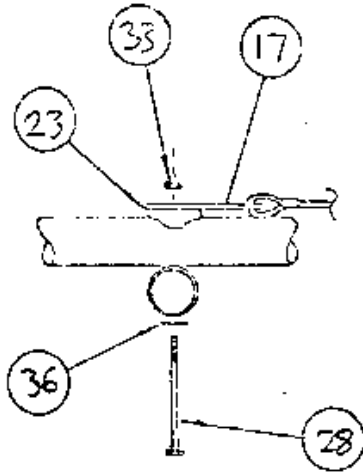
*** Aileron cables may be replaced with shorter cables and turnbuckles. Part number for shorter aileron cable is 201585, part number for turnbuckle is RA-3.

SEAT ASSEMBLY

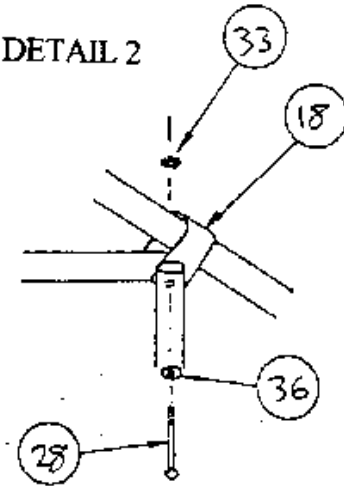


SEAT ASSEMBLY

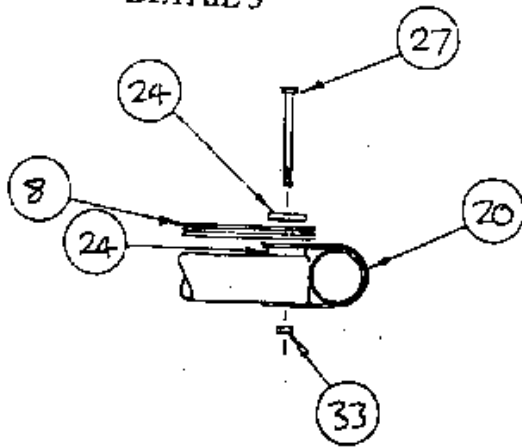
DETAIL 1



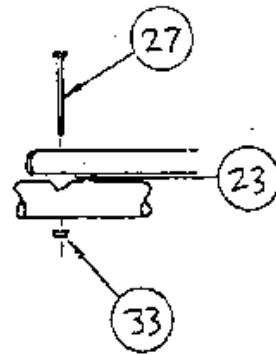
DETAIL 2



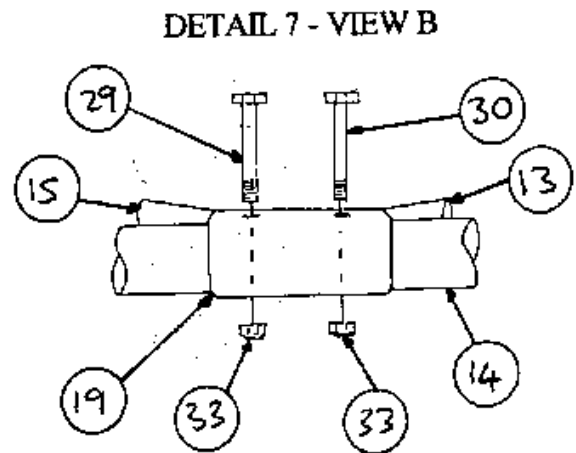
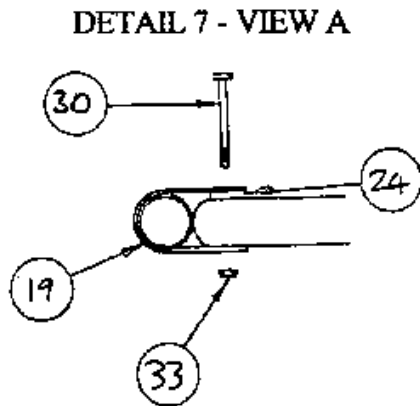
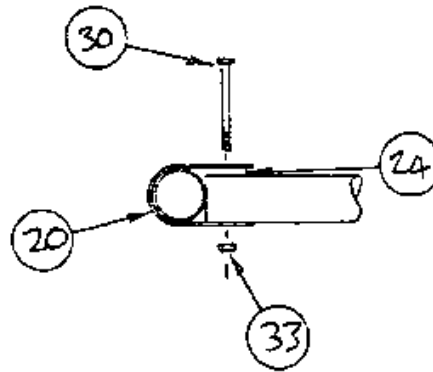
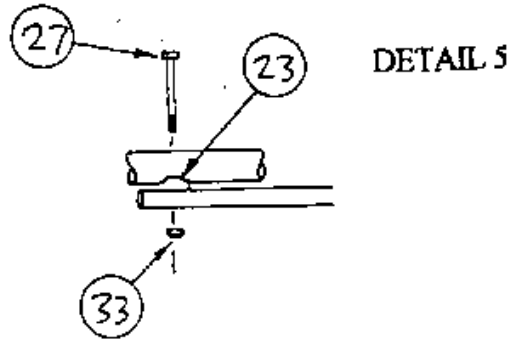
DETAIL 3



DETAIL 4



SEAT ASSEMBLY

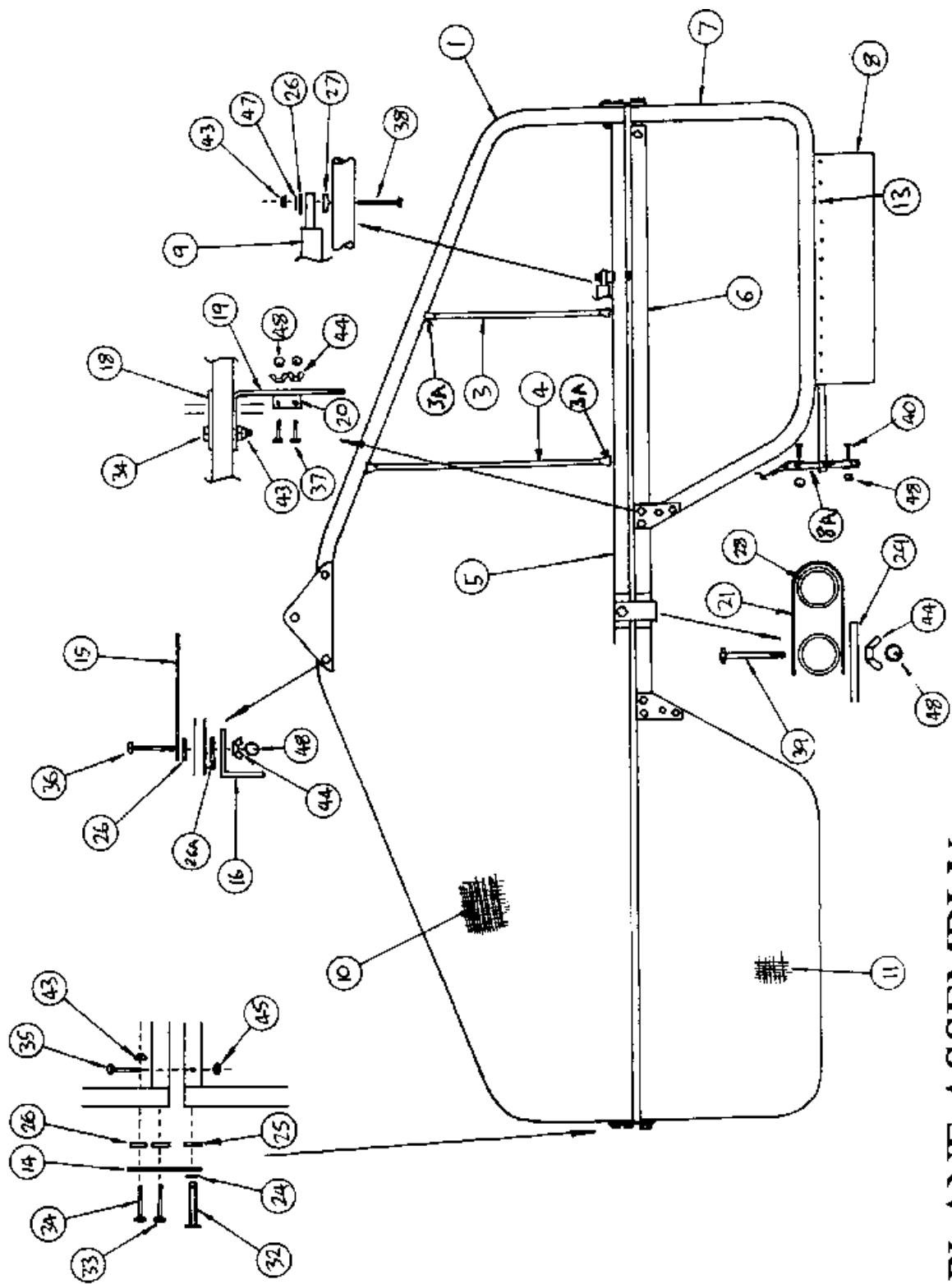


Seat Assembly

Item	Part Number	Description
1	no longer available	Headrest
3	100551	Seat back cover (without tank straps) (narrow seats)
	100353	Seat back cover (with tank straps)
	100551N	Seat back cover (wide seats)
5	100561	Seat base foam
6	100552	Seat base cover
8	101004	Plywood seat base
10	100099	Head rest tube - narrow seats
	100099N	Head rest tube - wide seats
11	100870	Seat back tube - right hand
12	100100	Seat back tube - left hand
13	101066	Seat base tube
14	100862	Cockpit floor tube
15	100297	Underseat tube
17	101032	Head rest support cable - narrow seats - original keel
	101032N	Head rest support cable - wide seats - original keel
	101033	Head rest support cable - narrow seats - 2 ⁵ / ₈ keel
	101033N	Head rest support cable - wide seats - 2 ⁵ / ₈ keel
18	100964	Stainless bracket
19	HCC-001	No. 12 cable cleat (Remstrap)
20	101444	Bracket stainless steel
23	PMS-6-001	Plastic saddle washer (6mm)
24	FWP-006	Plastic washer (6mm * 3mm thick)
27	FBM6-55	M6 * 55 hex bolt
28	100252	M6 * 60 hex bolt
29	FBM6-75	M6 * 75 hex bolt (used with original throttle assembly)
	FBM6-45	M6 * 45 hex bolt (used with alternative throttle assembly)
-		see Throttle and Choke
Assembly)		
30	FBM6-45	M6 * 45 hex bolt
33	FNM6-NT	M6 nyloc nut T-type
36	FW4-T3	1/4 steel washer
37	100995	Seat belt Lower harness (see note below)
38	100992	Seat belt lap harness (see note below)
39	100991	Seat belt shoulder harness (see note below)
40	100996	Seat belt set (2 seats)
41	XSB-011	Seat belt buckle (male) (see note below)
42	XSB-008	Seat belt buckle (female) (see note below)
43	101604	Head rest panel (narrow seats)
	101604N	Head rest panel (wide seats)

N.B. If seat belts are as supplied on earlier machines, the entire set may need to be replaced rather than just lower/lap/shoulder harnesses as older designs are not compatible with the newer version. Seat belt buckle designs have also changed and both male and female halves may need to be replaced.

Original seats are the narrow specification, however wide seats are necessary with the AX2000 fuel system assembly if replacing an original fuel tank (original fuel tank no longer available - see **Fuel Assembly**).

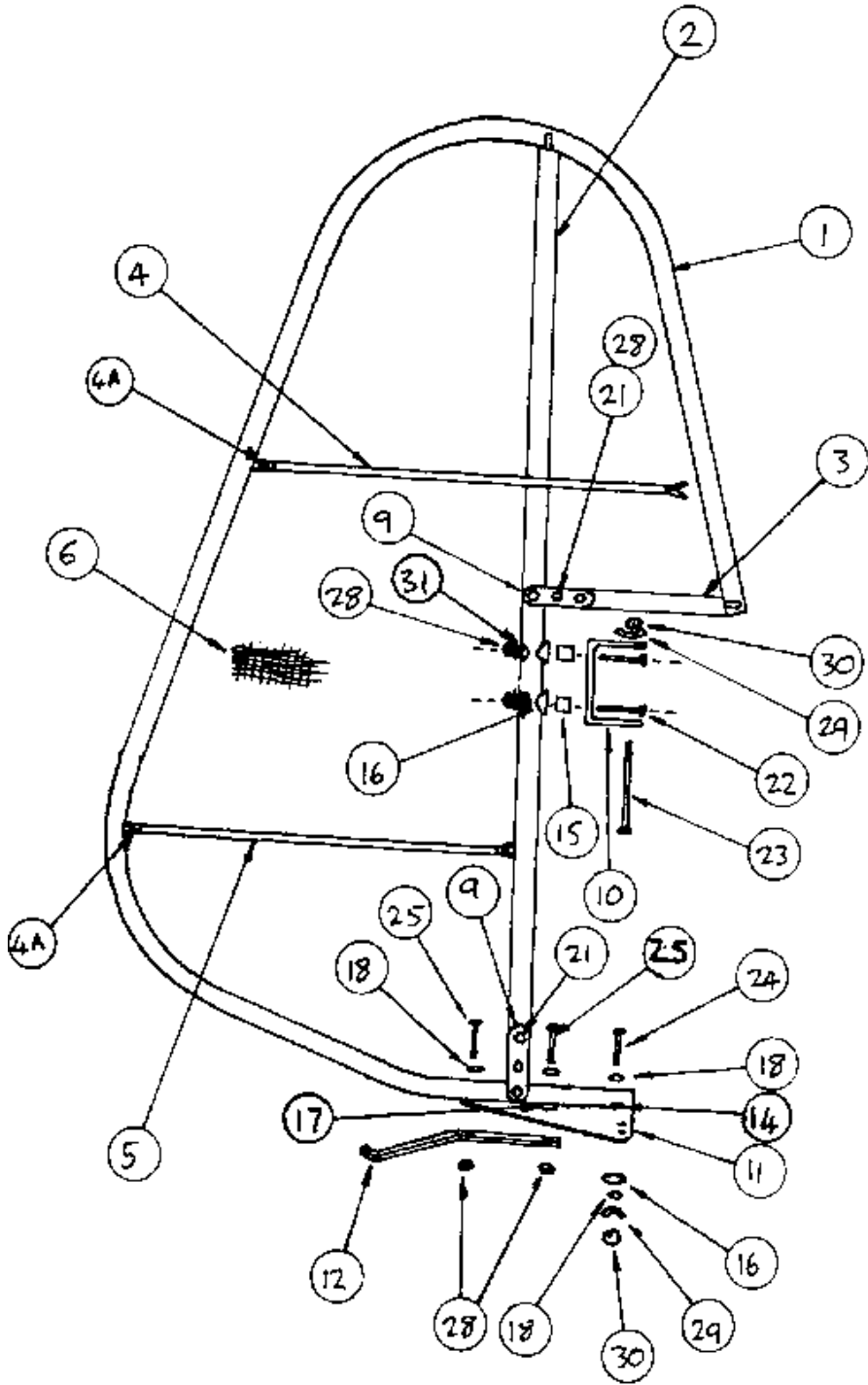


TAIL PIPE ASSEMBLY

Tailplane Assembly

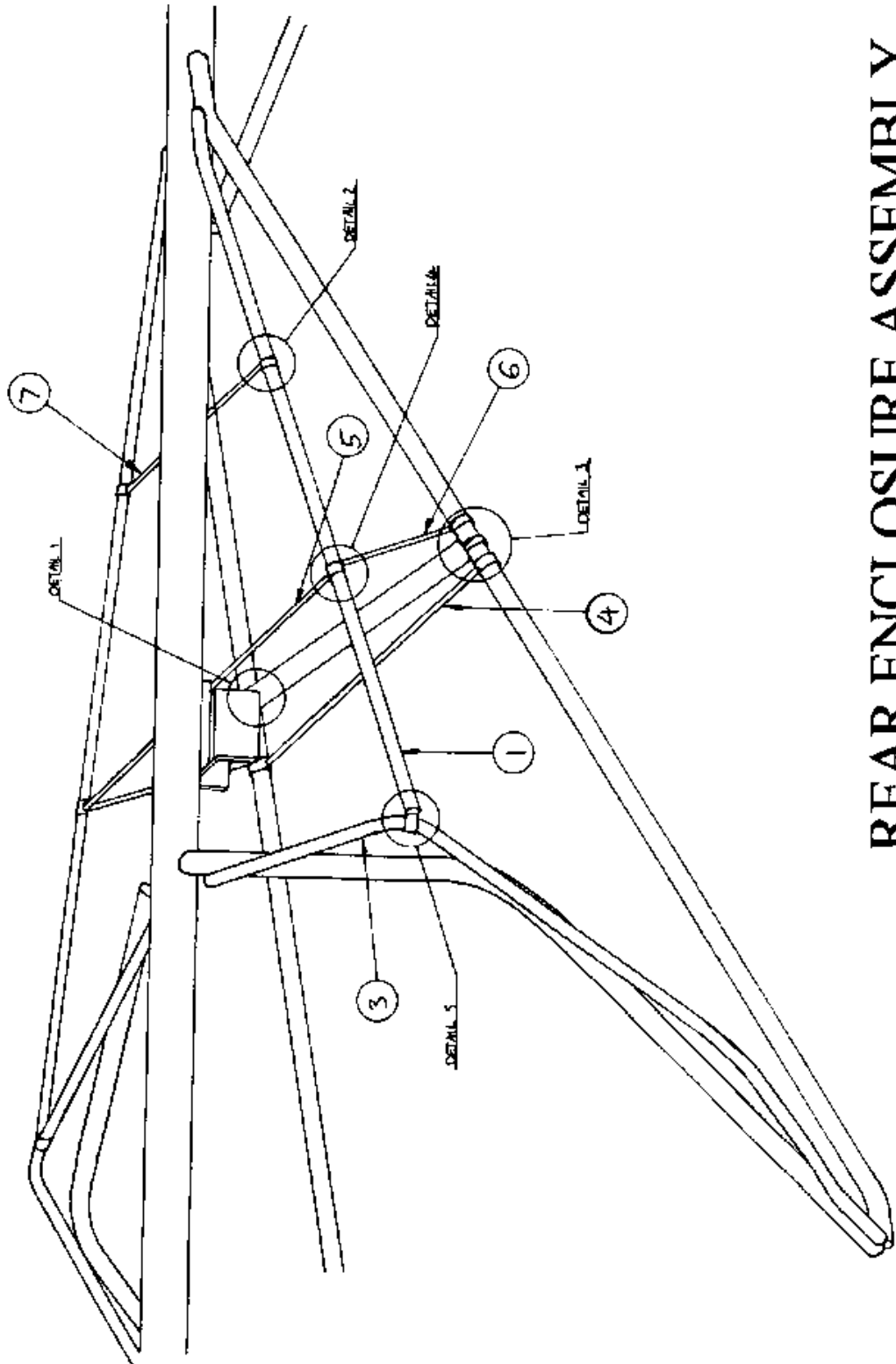
Item	Part Number	Description
1	101233	Horizontal stabilisor leading edge connection tube
2	101232	Horizontal stabilisor leading edge tube
3	101235L	Horizontal stabilisor outer batten - left (inc. batten ends)
	101235R	Horizontal stabilisor outer batten - right (inc. batten ends)
3A	PMR10.8-DFR	Red batten ends - left hand
	PMR10.8-DFG	Green batten ends - right hand
4	101236L	Horizontal stabilisor inner batten - left (inc. batten ends)
	101236R	Horizontal stabilisor inner batten - right (inc. batten ends)
5	100067	Horizontal stabilisor trailing edge tube
6	101234	Elevator leading edge tube
7	100071	Elevator trailing edge tube
8	101025	Trim tab
8A	101025-1	Trim tab horn tube
9	100873	Horizontal stabilisor strut
10	101598	Horizontal stabilisor cover (specify colour)
11	101598A-W	Elevator cover - white Ultralam
	101598A-W-D	Elevator cover - white Dacron
13	FR4-8-002	4mm * 8mm aluminium pop rivet
14	101169	3 hole plate
15	101591	Aerial plate
16	100901R	Elevator bracket - right hand
17	100901L	Elevator bracket - left hand
18	101237	4 hole plate
19	100401	Elevator control horn
20	101441	Trim cable bracket
21	100964	Stainless bracket
24	FWP-007	Plastic washer (8mm * dia 18)
25	FWP-009	Plastic washer (8mm * 3mm thick)
26	FWP-006	Plastic washer (6mm * 3mm thick) - original keel
26A	FWP-006	Plastic washer (6mm * 3mm thick) - 2 ⁵ / ₈ keel
27	PMS-6-001	Plastic saddle washer(6mm)
28	100477	Anti friction bush
29	100406	Saddle washer (1,6)
32	100837	M8 * 50 clevis pin
33	FBM6-55	M6 * 55 hex bolt
34	100248	M6 * 40 hex bolt
35	FBM4-35	M4 * 35 hex bolt
36	FBM6-50	M6 * 50 hex bolt
37	FSM6-20	M6 * 20 hx ht set screw
38	FBM6-55	M6 * 55 hex bolt
39	100822	M6 * 105 hex bolt
40	100332	Clevis pin (6 * 20)
43	FNM6-NT	M6 nyloc nut T-type
44	FNM6-WN	M6 wing nut
45	FNM4-NP	M4 nyloc nut P-type
47	FW4-T3	1/4 steel washer
48	FPSR-001	5/8" safety ring c/w locator tab

RUDDER ASSEMBLY



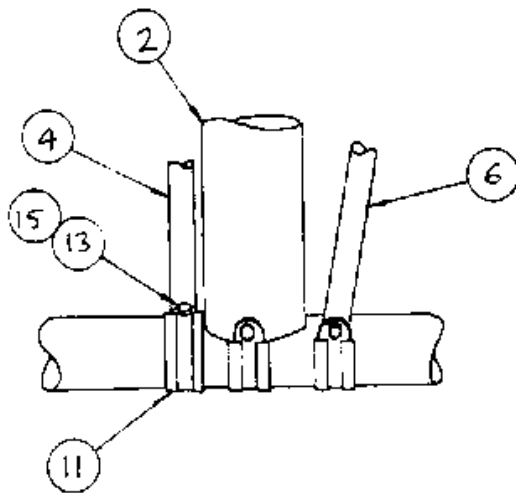
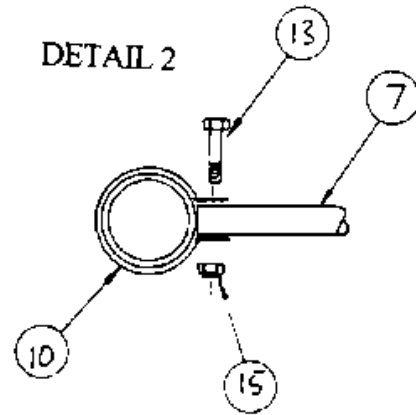
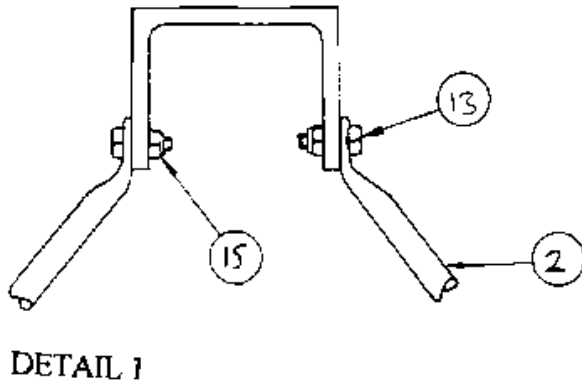
Rudder Assembly

Item	Part Number	Description
1	100871	Rudder frame tube
2	100075	Long rudder pivot tube
3	100079	Short rudder tube
4	100895L	Rudder upper batten - left hand (inc. batten ends)
	100895R	Rudder upperbatten - right hand (inc. batten ends)
4A	PMR10.8-DFR	Red left hand batten ends
	PMR10.8-DFG	Green right hand batten ends
5	100894L	Rudder lower batten - left hand (inc. batten ends)
	100894R	Rudder lower batten - right hand (inc. batten ends)
6	101599	Rudder cover (specify colour)
9	100395	3 hole plate
10	100416	Rudder hinge bracket
11	100975	Rudder control horn
12	100505	Tail skid
14	BEA-GB-2	DU bearing
15	ZSP-048	Nylon spacer
16	PMS-6-001	Plastic saddle washer (6mm)
17	FWP-005	Plastic washer (6mm * 1mm thick)
18	FW4-T3	1/4 steel washer
21	100248	M6 * 40 hex bolt
22	FBM6-70	M6 * 70 hex bolt
23	FBM6-90	M6 * 90 hex bolt
24	FBM6-70	M6 * 70 hex bolt
25	FBM6-45	M6 * 45 hex bolt
28	FNM6-NT	M6 nyloc nut
29	FNM6-WN	M6 wing nut
30	FPSR-001	5/8" safety ring c/w locator tab
31	FW4-T4	1/4" T4LP washers

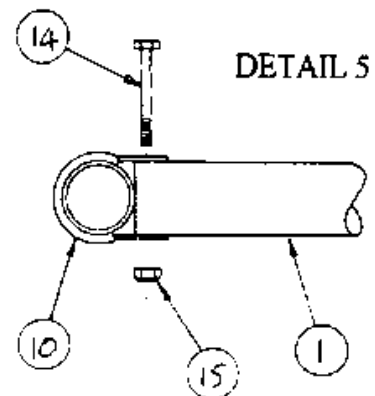
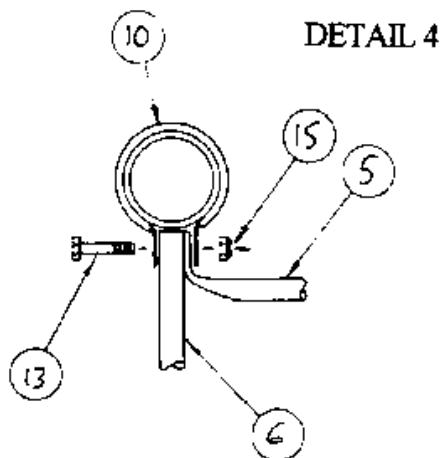
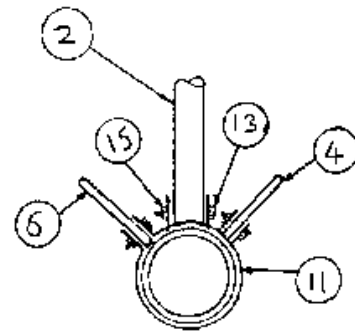


REAR ENCLOSURE ASSEMBLY

REAR ENCLOSURE ASSEMBLY

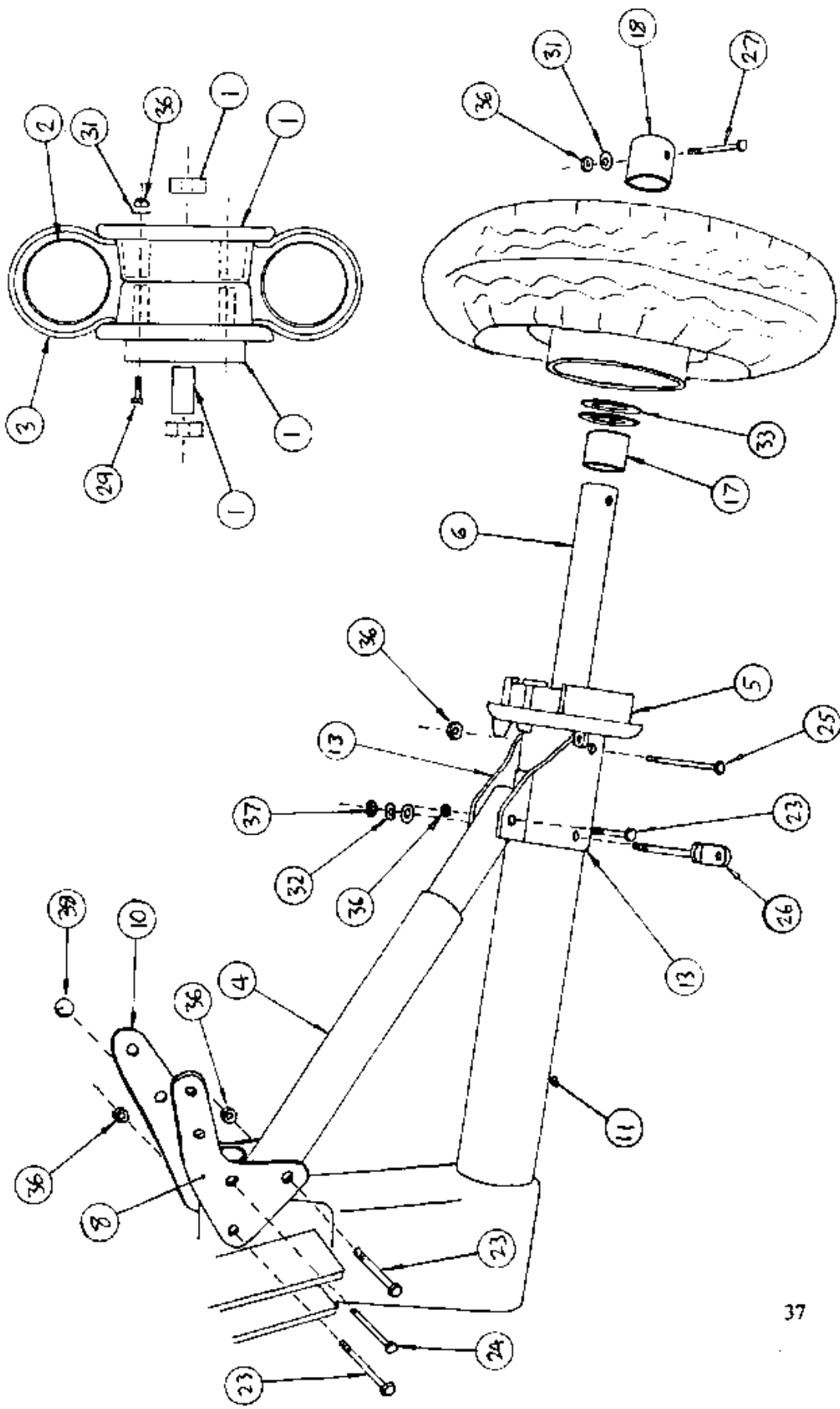


DETAIL 3

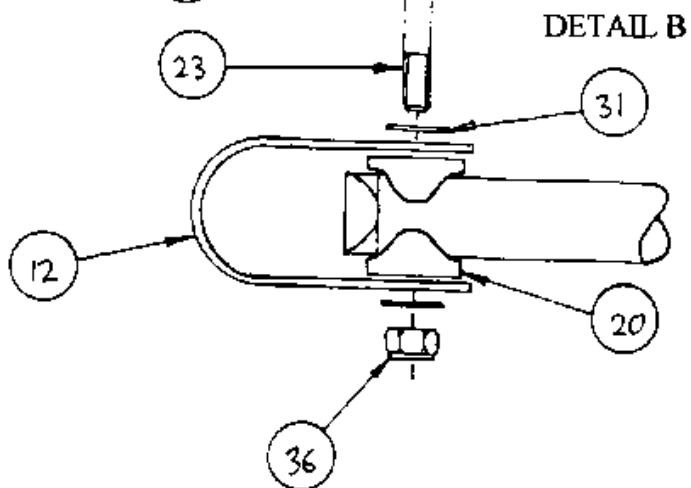
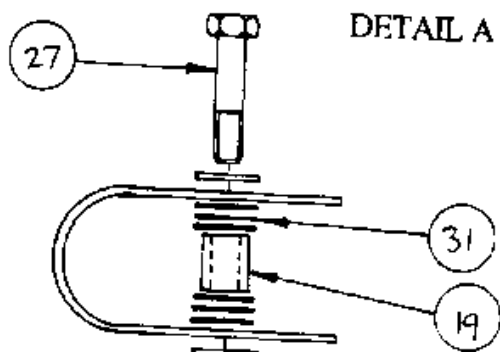
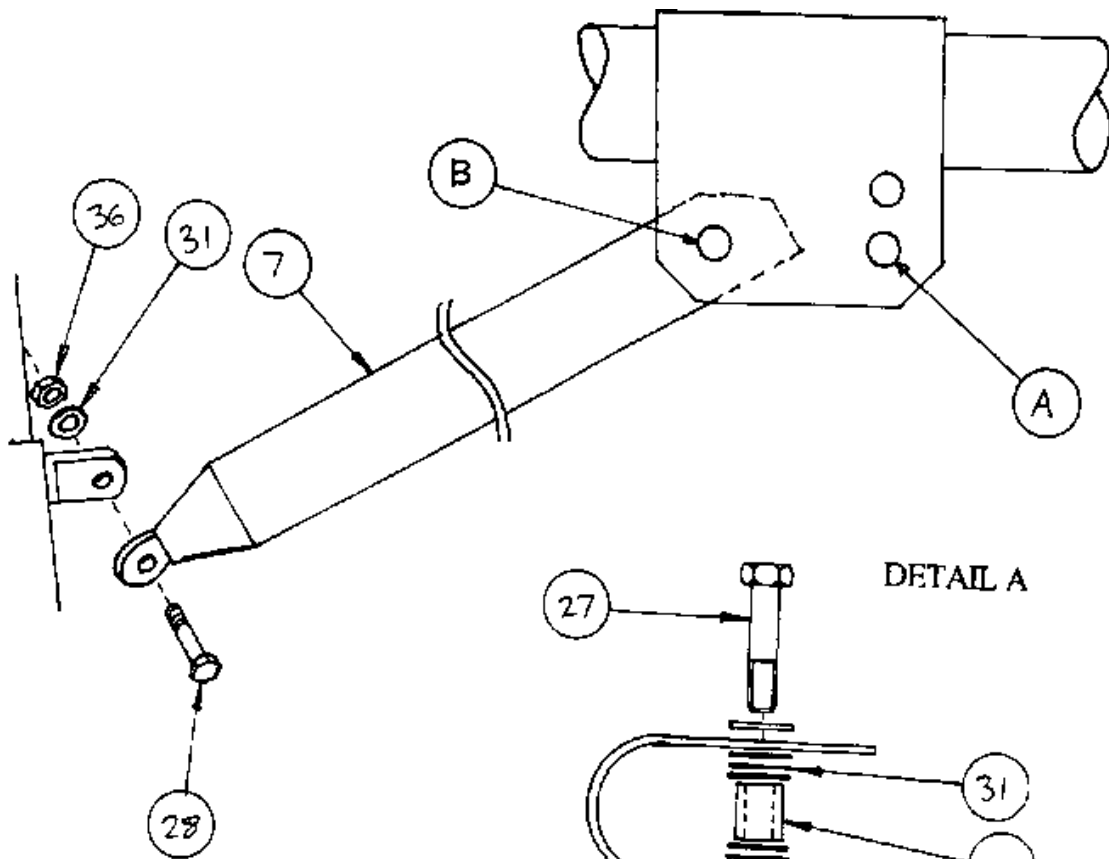


Rear Enclosure Assembly

Item	Part Number	Description
1	101367	Rear enclosure longeron
2	100897N	Rear brace strut
3	101366	Rear enclosure side tube
4	100893	Fuselage front lower horizontal tube
5	101369	Rear enclosure front upper tube
6	101368	Rear enclosure vertical tube
7	101370	Rear enclosure rear tube
10	HCC-012	'P' Clip (dia 18mm)
11	HCC-011	'P' Clip (dia 25mm)
13	FSM5-20	M5 * 20 hex bolt
14	FBMS-30	M5 * 30 hex bolt
15	FNM5-NT	M5 nyloc nut T-type



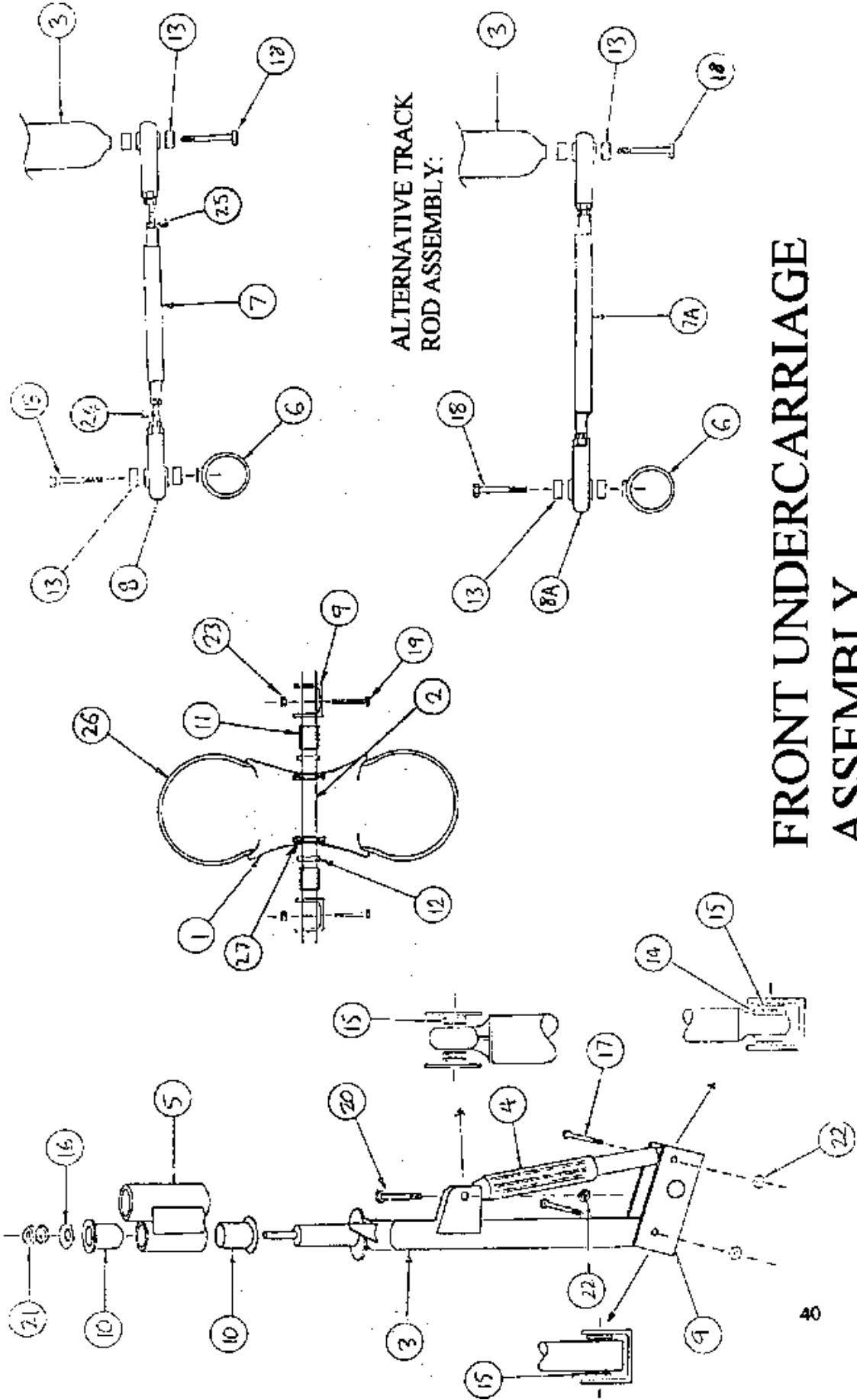
**REAR UNDERCARRIAGE
ASSEMBLY**



REAR UNDERCARRIAGE ASSEMBLY

Rear Undercarriage Assembly

Item	Part Number	Description
1	101136	Wheel hub (inner and outer)
2	WTU-005	400*4 inner tube
3	WTY-005	400*4 4-ply tyre
4	101584	Suspension stop tube assembly
5	101046	Brake unit
	101046-1	Brake shoes
6	101014	Main axle
7	101490	Drag link
8	ZMS-246	Wing strut bracket
10	ZMS-246	Wing strut bracket
11	101559N	Undercarriage leg assembly
12	101444	Stainless steel bracket
13	101595	Suspension plate (left and right hand)
17	ZSP-054	Main axle spacer
18	101055	End locator
19	ZSP-047	Nylon spacer (15mm)
20	PMS-6-001	Plastic saddle washer (6mm)
23	FBM6-45	M6 * 45 hex bolt
24	100327	M6 * 40 clevis pin
25	100252	M6 * 60 hex bolt
26	FEM8-65/6	M8 * 65 eye bolt (6mm eye)
27	100248	M6 * 40 hex bolt
28	FBM6-30	M6 * 30 hex bolt
29	FBM6-25	M6 * 25 hex bolt
31	FW4-T3	1/4 steel washer
32	FW5-T4	5/16 steel washer
33	100702	25*35/0.5 shim
36	FNM6-NT	M6 nyloc nut T-type
37	FNM8-NP	M8 nyloc nut P-type
38	FSPR-001	Safety ring

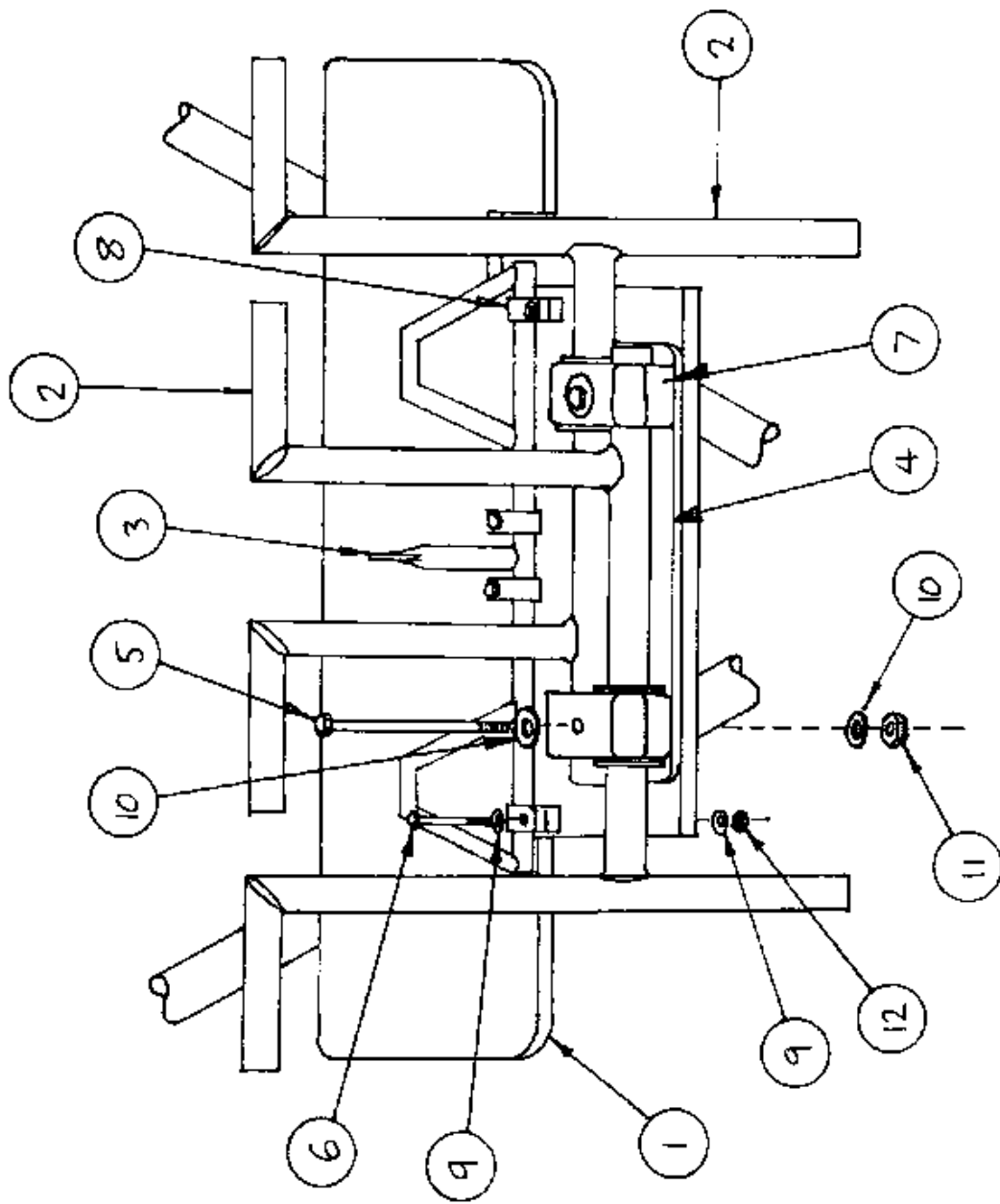


FRONT UNDERCARRIAGE ASSEMBLY

Front Undercarriage Assembly

Item	Part Number	Description
1 optional)	100237*	Plastic nose wheel (machined for bearings, bearings)
	WW-009	Plastic nose wheel (not machined for bearings)
2	100193	Nose wheel axle tube
3	101037	Front fork
4	100192	Shock absorber assembly
5	101345	Steering head
6	100896	Footrest tube
7	100907	Long track rod (left hand)
	100908	Short track rod (right hand)
7A	100907N	Long track rod (left hand - alternative)
	100908N	Short track rod (right hand - alternative)
8	BEA-RE-3	M6/6mm rose joint
8A	BEA-RE-1	M6 rod end bearing (alternative)
9	101040	Front fork channel
10	ZBB-007	Steering head bush
11	ZSP-053	Nose wheel spacer
12	100387	25mm * 45 mm washer
13	ZSP-046	Nylon spacer (5mm)
14	FWP-009	8mm plastic washer (3mm thick)
15	FWP-007	8mm plastic washer (dia 18)
16	101570	10mm washer - thick and trimmed
17	FBM8-50	M8 * 50 hex bolt
18	FBM6-30	M6 * 30 hex bolt
19	FBM5-45	M5 * 45 hex bolt
20	100823	M8 * 40 hex bolt
21	FNM10-G8	10mm plain nut
22	FNM8-NP	M8 nyloc nut P-type
23	FNM5-NT	M5 nyloc nut T-type
24	ZMF-016	Track rod stud
25	FNM6-G8	M6 nut
26	WTY-005	400*4 4-ply tyre
27	BEA-BB-8	Nose wheel bearings (optional)

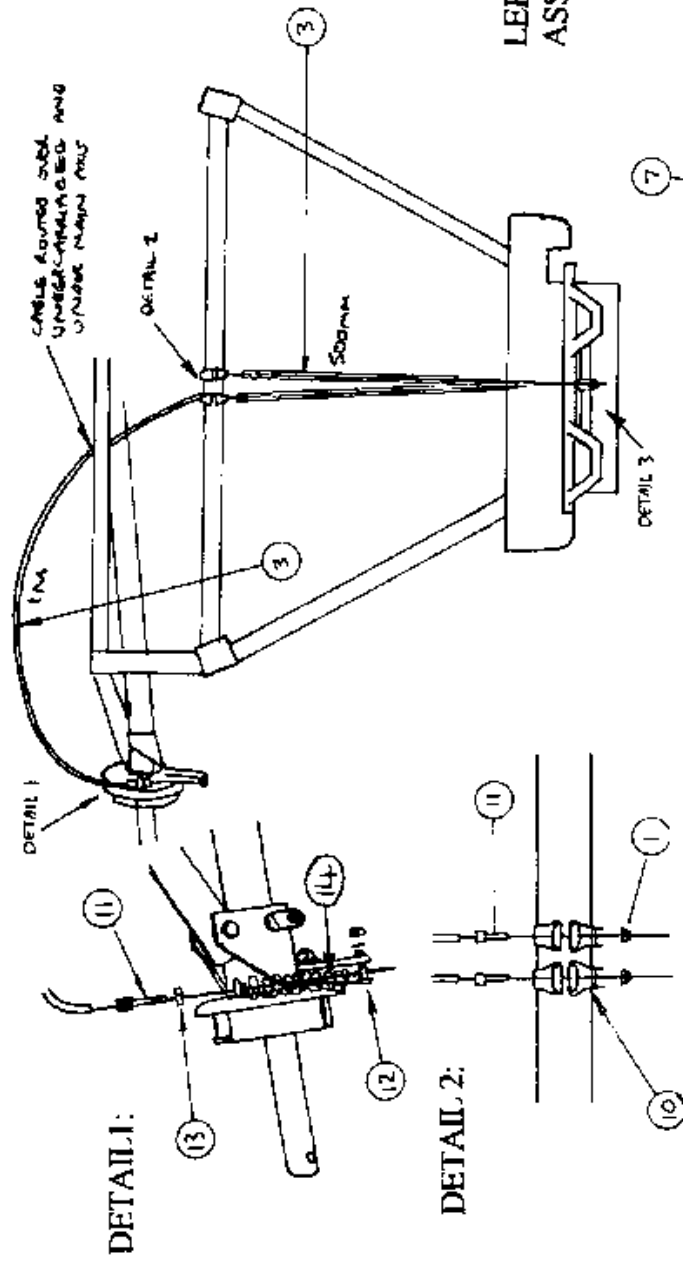
*If item 1 is replaced (with bearings), items 11 and 12 must be replaced with a ZSP-093 spacer (washer and original spacer no longer used).



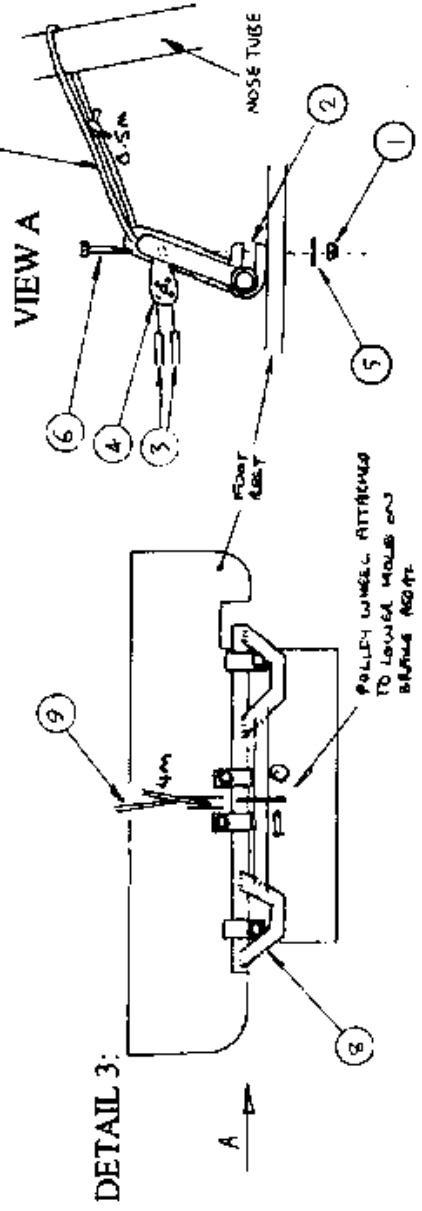
COCKPIT FLOOR ASSEMBLY

Cockpit Floor Assembly

Item	Part Number	Description
1	101115	Floor panel
2	101346	Rudder pedal
3	101012	Brake pedal
4	ASH2-1	Metal plate
5	FBM8-100	M8 * 100 hex bolt
6	FBM5-45	M5 * 45 hex bolt
7	PMM-023	Pedal bearing block
8	HCC-009	18mm cable cleat (brake remstrap)
9	FW2BA-T2	2BA steel washer
10	FW5-14	5/16" * 1 1/4 washer
11	FNM8-NP	M8 nyloc nut P-type
12	FNM5-NP	M5 nyloc nut P-type



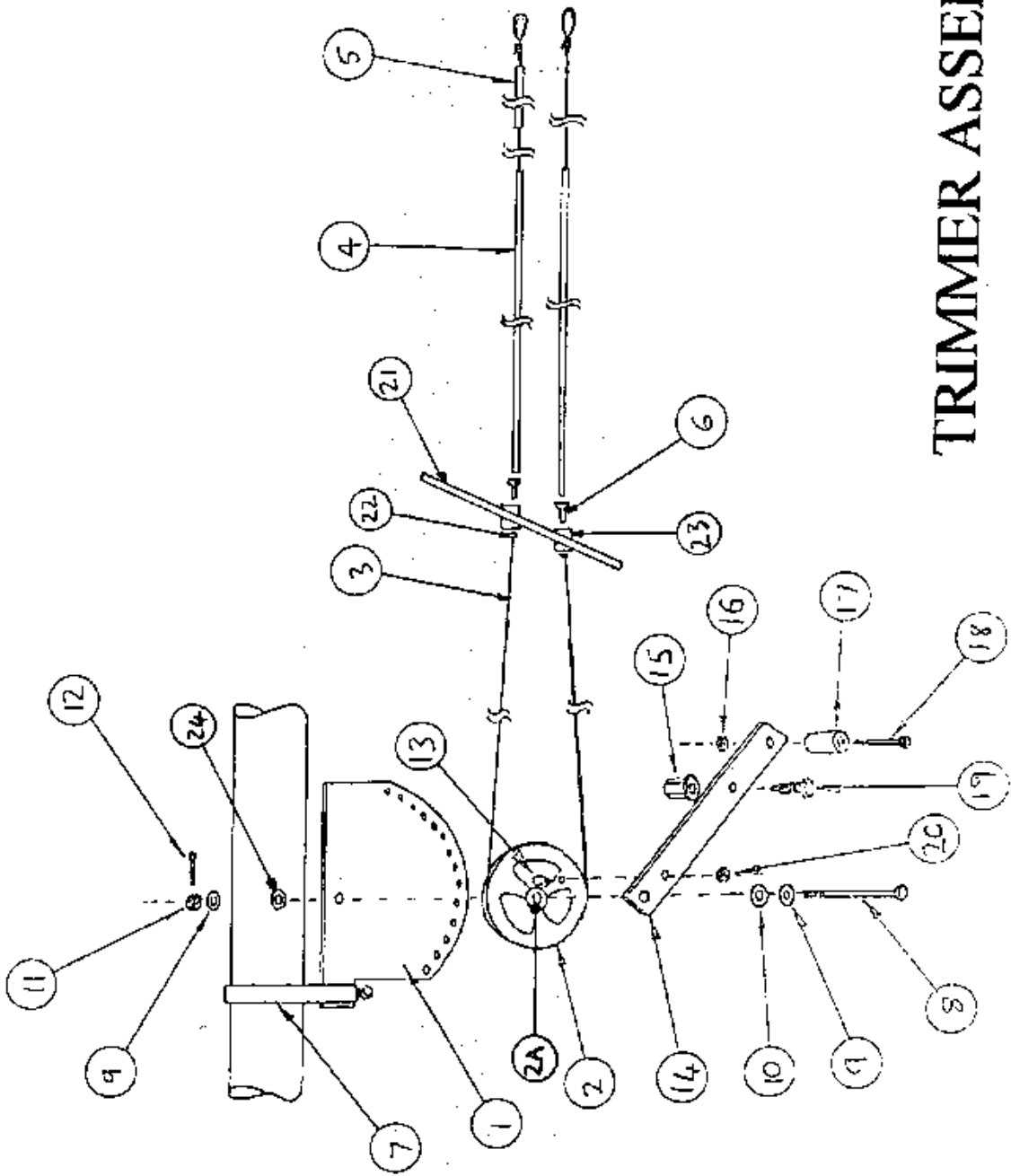
LEFT AND RIGHT WHEEL BRAKE ASSEMBLIES ARE IDENTICAL.



BRAKE SYSTEM ASSEMBLY

Brake System Assembly

Item	Part Number	Description
1	FNM5-NP	M5 nyloc P type nut
2	HCC-009	18mm cable cleat
3	JLC-002	Cable outer - black unlined (state length required) OR
	PTM6-001	6mm enots tube
4	RP-4	Single pulley
5	FWM5-B	5mm steel form B washer
6	FBM5-45	M5 * 45 hex bolt
7	VSC4-001	4mm shock cord (state length required)
8	101012	Brake pedal
9	RW1.5-GW	Cable inner (galv. wire rope)
10	HCC-011	“P” clip (dia 25mm)
11	JAD-007	M5 cable adjuster
12	JAD-005	M5 pinch bolt
13	FNM5-NT	M5 nyloc nut T-type
14	HS-008	Spring



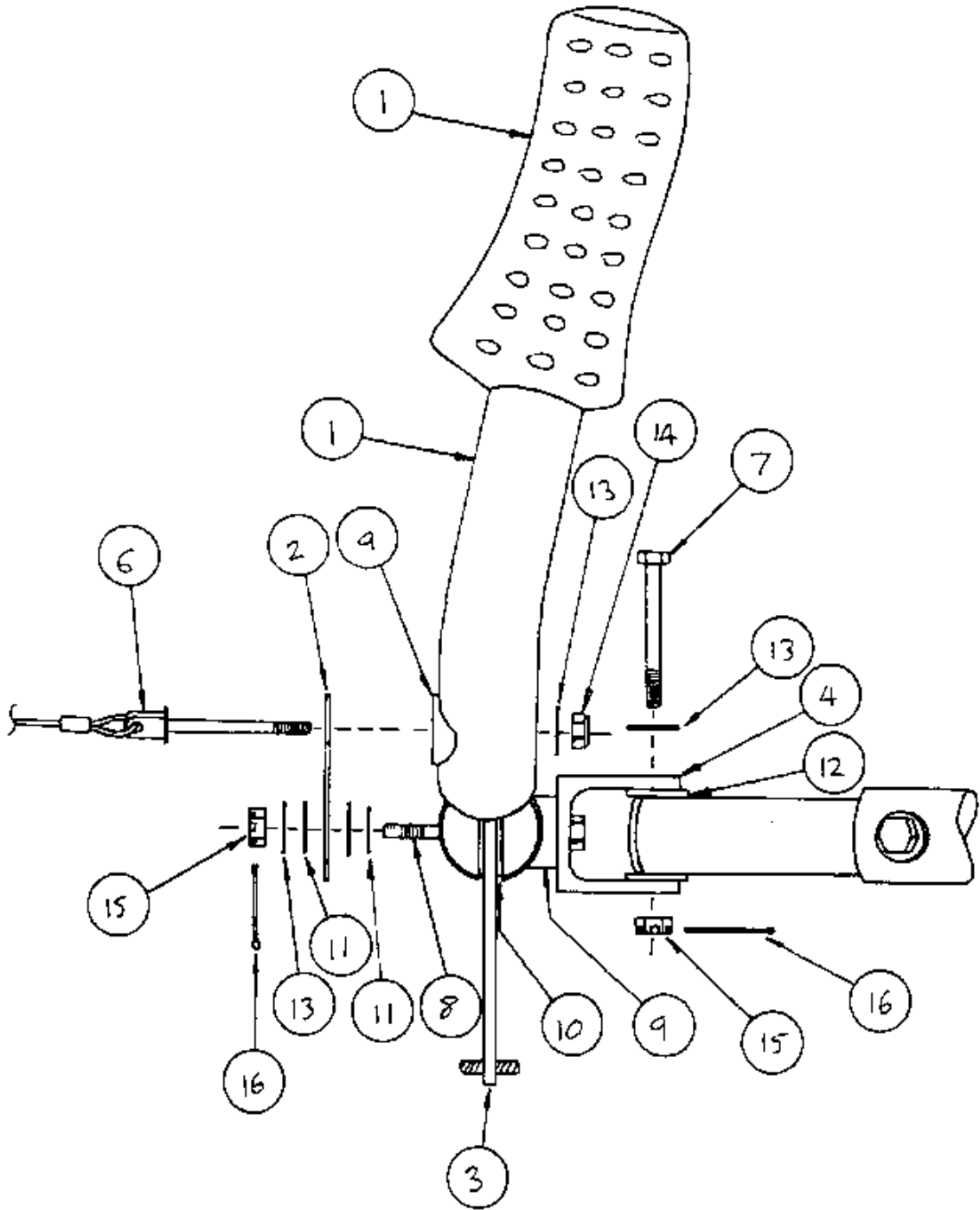
TRIMMER ASSEMBLY

Trimmer Assembly

Item	Part Number	Description
1	101578	Trim plate
2	RP-6	Trim wheel (plastic pulley) (see note below)
2A	RP-12 or ZSP-047	Trim wheel centre bush (see note below)
3	101644	Trim cable inner
4	JLC-002	Trim cable outer (state length required)
5	PTM6-001	Trim cable protective sleeve (6mm enots tube) (state length required)
6	JAD-007	M5 cable adjuster
7	H CJ-007	2 1/2" jubilee clip
8	100819	M6 * 100 hex bolt
9	FW4-T3	1/4 steel washer
10	101062	Plastic washer (6mm * dia 16)
11	FNM6-CN	M6 castle nut
12	H CJ-007	2 1/2" jubilee clip
13	FSM4-20	M4 * 20 hex set screw
14	101592	Trim lever
15	FNM8-NP	M8 nyloc nut P-type
16	FNM6-NT	M6 nyloc nut T-type
17	ZSP-007	Leading edge channel spacer
18	FMS6-35	M6 * 35mm counter sunk skt cap
19	FSM8-20	M8 * 20 hx ht set screw
20	FNM4-NP	M4 nyloc nut P-type
21	100472	Support plate
22	FNM5-NT	M5 nyloc nut T-type
23	ZSP-047	Nylon spacer (cut diagonally)
24	BEA-GB-2	DU bearing

N.B. The original plastic trim wheels are no longer available, replace by plastic pulley (part number RP-6). When replacing the original trim wheel with the plastic pulley, the centre bush will also need to be replaced (part number RP-12). If replacing only the centre bush for an original trim wheel, use the original bush (part number ZSP-047).

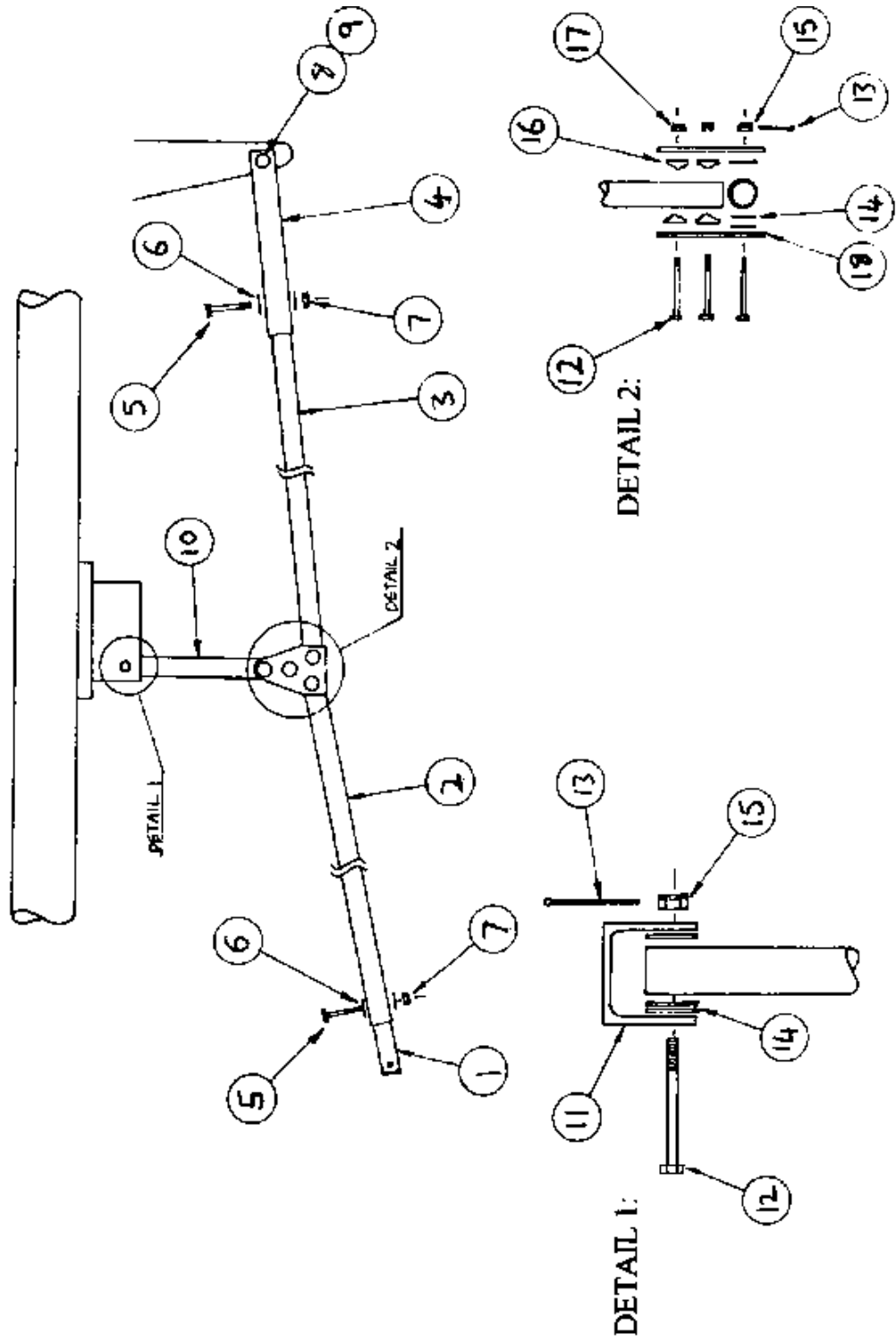
STICK ASSEMBLY



Stick Assembly

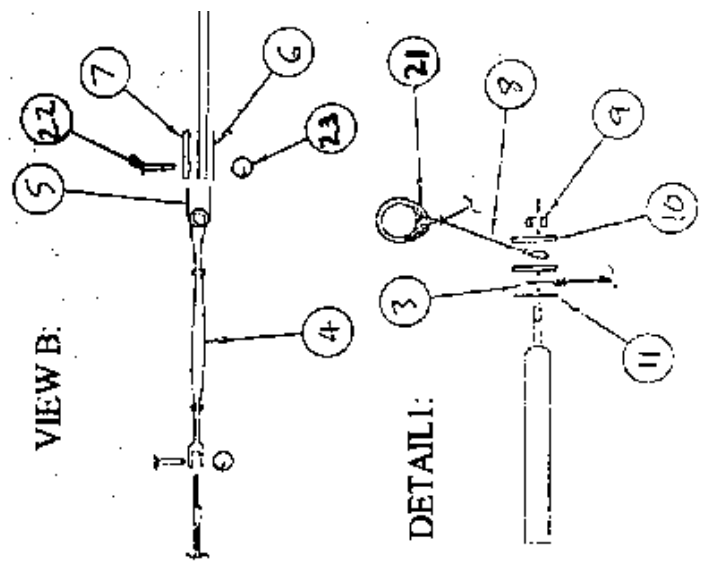
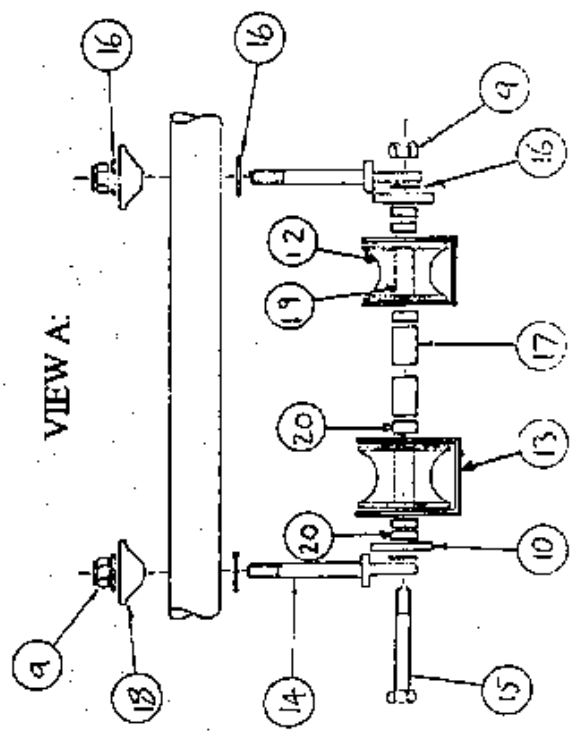
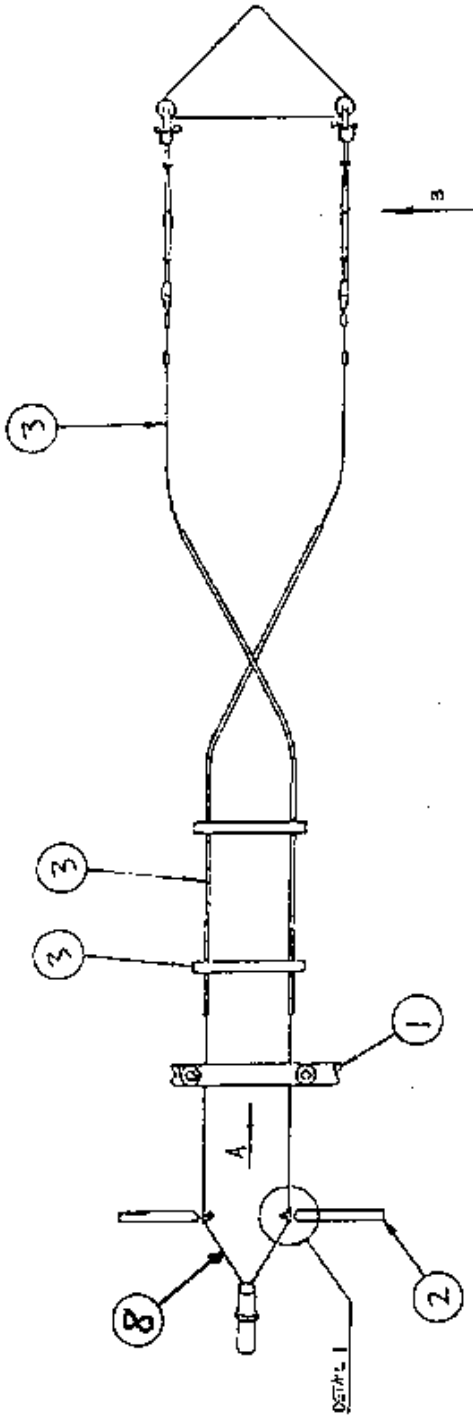
Item	Part Number	Description
1	101579	Stick tube
2	101283	Stainlees steel plate
3	101585	Aileron cable assembly
4	100442	Channel bracket
6	101581	Elevator stop cable
7	FBM6-45	M6 * 45 hex bolt
8	FBM6-55	M6 * 55 hex bolt
9	PMS-6-001	Plastic saddle washer (6mm)
10	FWP-005	Plastic washer (6mm * 1mm thick)
11	FWP-004	Plastic washer (6mm * dia 16)
12	FWP-005	Plastic washer (6mm * 1mm thick)
13	FW4-T3	1/4 steel washer
14	FNM6-NT	M6 nyloc nut T-type
15	FNM6-CN	M6 castle nut
16	FPSP-002	1/16" \ 1" split pin stainless

ELEVATOR CONTROL ASSEMBLY



Elevator Control Assembly

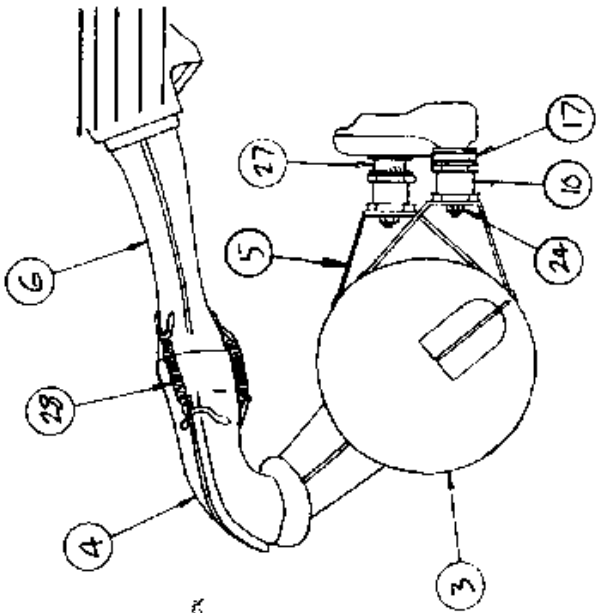
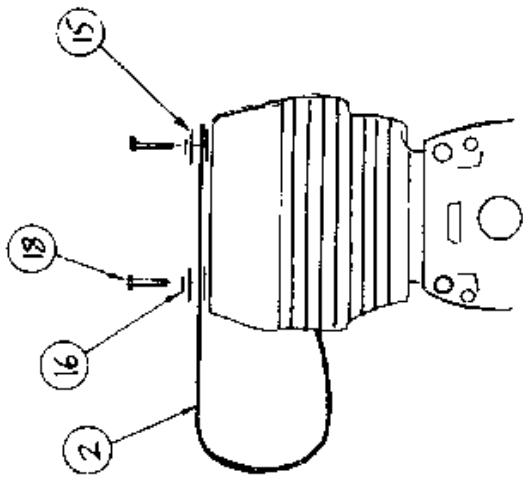
Item	Part Number	Description
1	101101/F	Front control tube front section
2	101101/R	Front control tube rear section
3	101102/F	Rear control tube front section
4	101102/R	Rear control tube rear section
5	FBM6-40	M6 * 40 hex bolt
6	FW4-T4	1/4 steel washer
7	FNM6-NP	M6 nyloc nut P-type
8	100325	Clevis pin (6 * 35)
9	FPSR-001	5/8" safety ring c/w locator tab
10	101240	Elevator relay arm tube
11	100470	Sub-fin bracket
12	FBM6-45	M6 * 45 hex bolt
13	FPSP-002	1/16" * 1" split pin stainless
14	FWP-005	Plastic washer (6mm * 1mm thick)
15	FNM6-CN	M6 castle nut
16	PMS-6-001	Plastic saddle washer (6mm)
17	FNM6-NT	M6 nyloc nut T-type
18	101238	Triangular plate



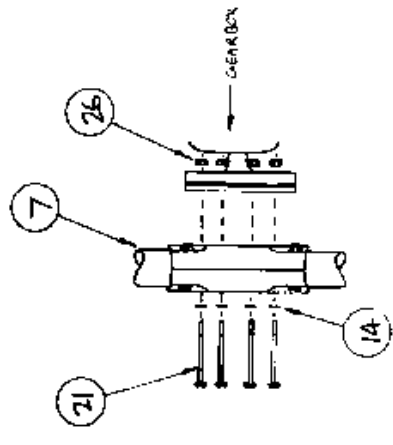
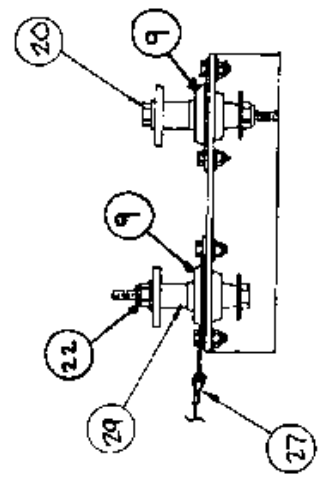
RUDDER CABLES

Rudder Cables

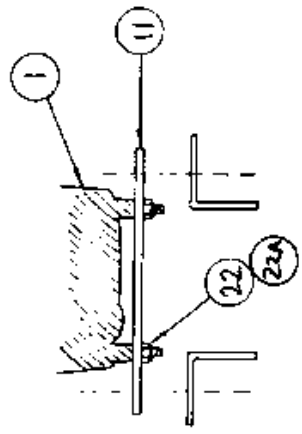
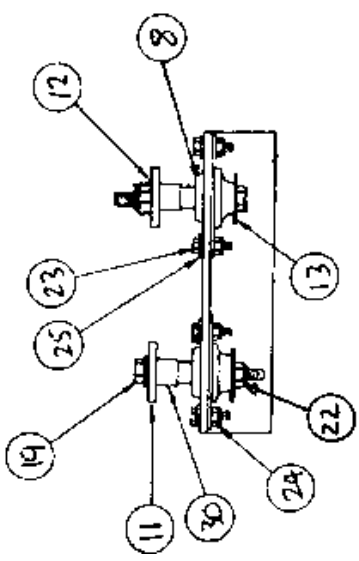
Item	Part Number	Description
1	101297	Under seat tube
2	101346	Rudder pedal
3	101334	Rudder cable assembly
4	RA-3	Turnbuckle cable adjuster (includes clevis pins & rings)
5	RS-1	Strip shackle (modify to 6mm diameter holes)
6	FWP-005	Plastic washer (6mm * 1mm thick)
7	FWP-006	Plastic washer (6mm * 3mm thick)
8	WISHBONE	Rudder wishbone
9	FNM6-NT	M6 nyloc nut T-type
10	FWP-006	Plastic washer (6mm * 3mm thick)
11	FWP-005	Plastic washer (6mm * 1mm thick)
12	RP-5	Sheave
13	101634N	Rudder pulley guard
14	FEM6-45	M6 * 45 eye bolt
15	100264	M6 * 20 cap head bolt
16	FW4-T3	1/4 steel washer
17	ZSP-047	Nylon spacer (15mm)
18	PMS-6-001	Plastic saddle washer (6mm)
19	ZSP-039	Spar spacer
20	ZSP-046	Nylon spacer (5mm)
21	VSC5-001	5mm shock cord (state length required)
22	100332	Clevis pin (6 * 20)
23	FPSR-001	5/8" safety ring



RIGHT HAND MOUNTING:



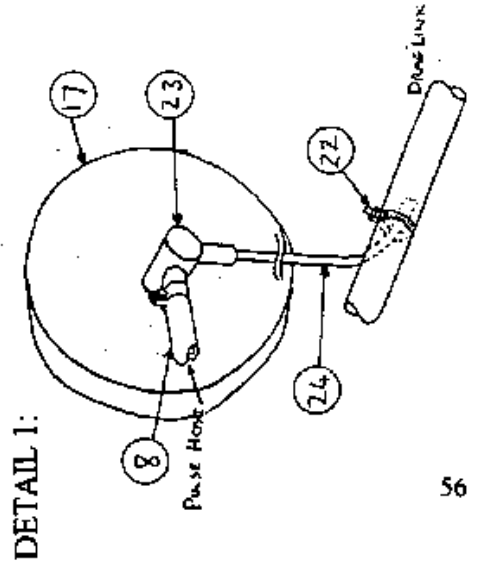
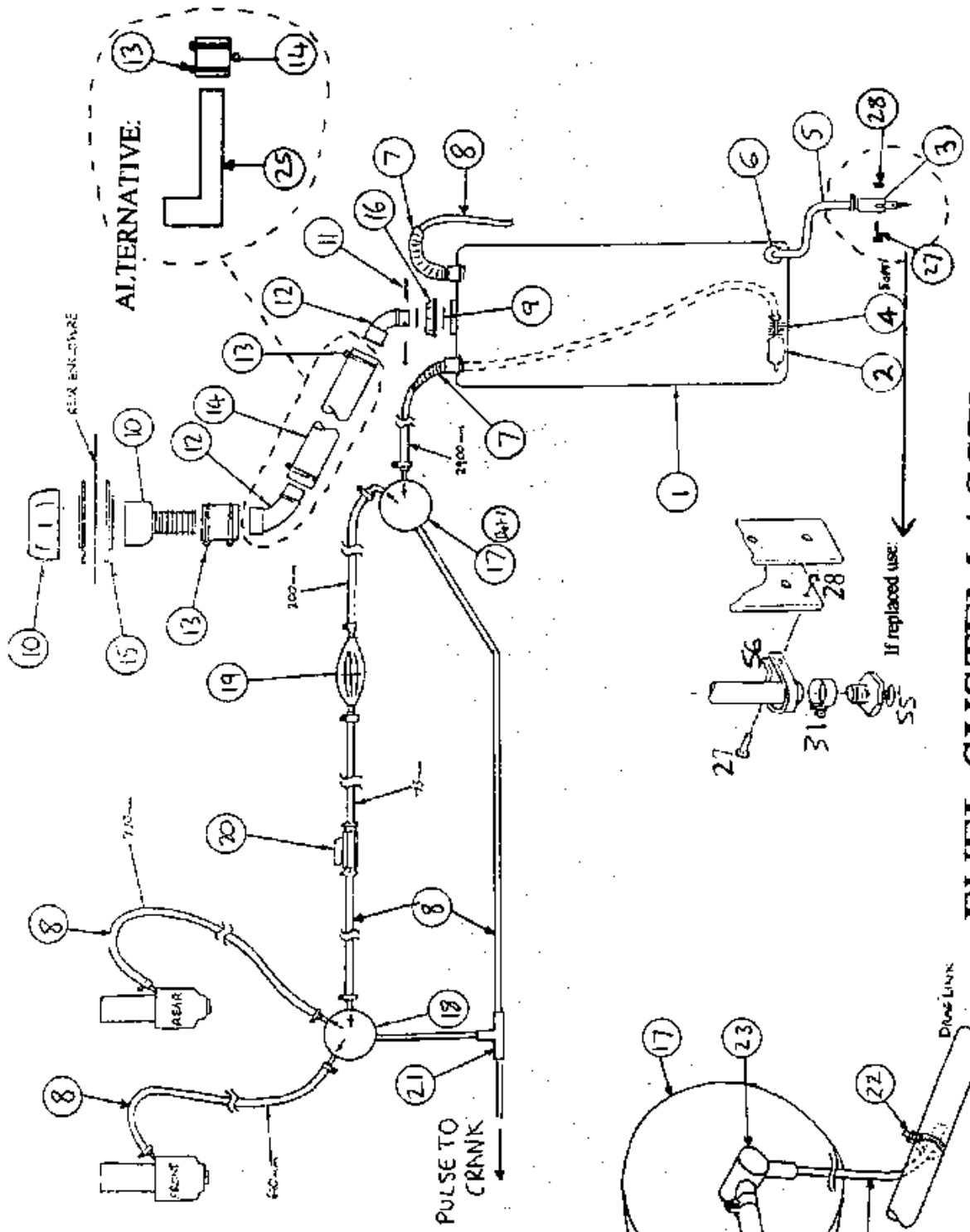
LEFT HAND MOUNTING:



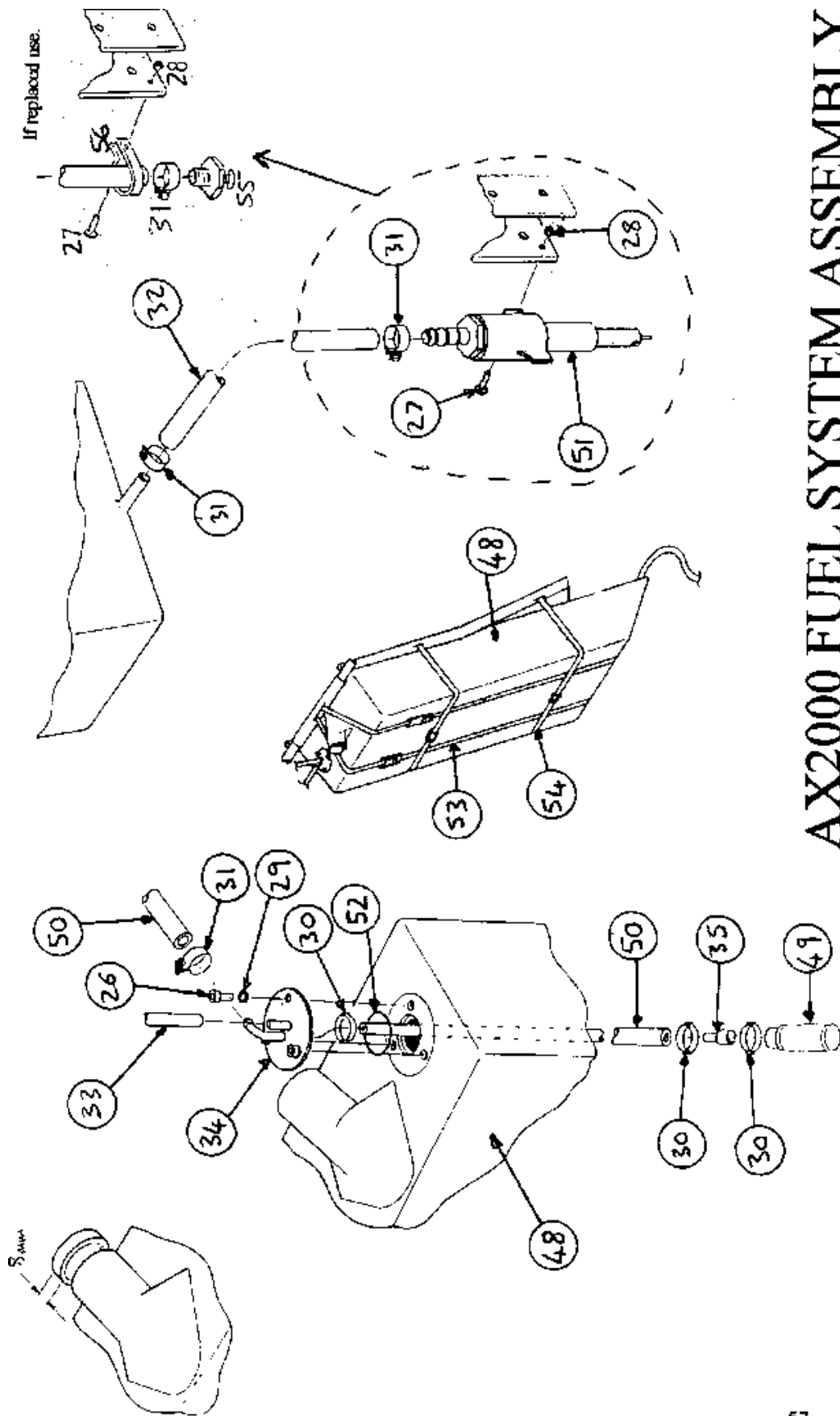
POWER PLANT ASSEMBLY

Power Plant Assembly

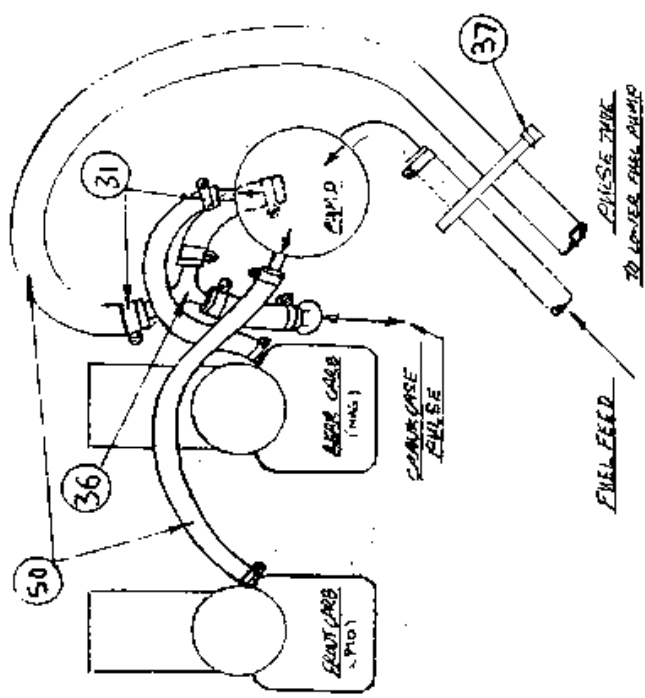
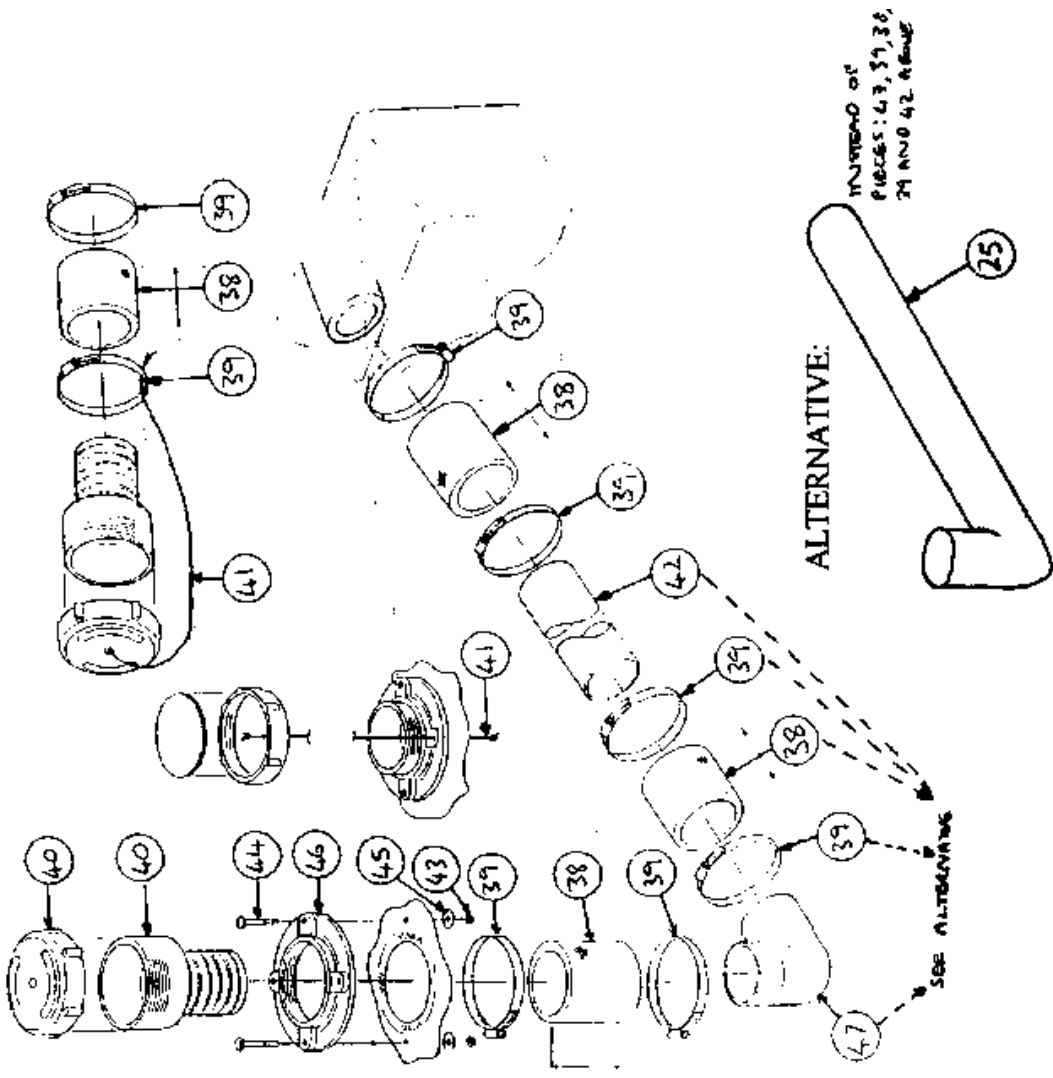
Item	Part Number	Description
1	PP-503/11	Rotax 503 engine (inc. ancillaries and parts)
2	AX3-01	Engine cooling cover
3	EXH-021	503 Exhaust
	EXH-022	582 Exhaust
4	973 182	Exhaust 90 bend
5	ZMS-247	Exhaust bracket
6	878 936	Exhaust straight tube
7	EP64-GSC/1	GSC 64" tech-2 propeller - epoxy leading edge
	EP64-GSC/2	GSC 64" tech-2 propeller
8	100640A	Engine mount (trimmed)
9	100925A	Engine mount (uncut)
10	EVI-004	Exhaust hex mount
11	100636	Engine plate
12	100383	10mm steel washer
13	100388	10mm steel washer (large)
14	FW4-T4	1/4" * 9/16" washer
15	FWM8-10	M8 cowling washer (trim to fit)
16	FWM8-SW	8mm spring washer
17	FW5-14	5/16" * 1 1/4" washer
18	FSM8-20	M8 * 20 hex bolt
19	FBM10-80	M10 * 80 hex bolt
20	FBM10-90	M10 * 90 hex bolt
21	FBU4-24	1/4" UNF * 2 1/2" PSL hex bolt
22	FNM10-NT	M10 nyloc nut
22A	FSM10-30	M10 * 30 hx ht set screw (alternative to stud and nut)
23	FSM8-25	M8 * 25 hex set screw
24	FNM8-NP	M8 nyloc nut
25	100385	8mm steel washer
26	FNU4-NP	1/4" UNF nyloc nut
27	101132	Backup cable
28	938 795	Exhaust spring
29	ZSP-051	Spacer (long)
30	ZSP-050	Spacer (short)



FUEL SYSTEM ASSEMBLY



AX2000 FUEL SYSTEM ASSEMBLY



AX2000 FUEL SYSTEM ASSEMBLY

Fuel System Assembly

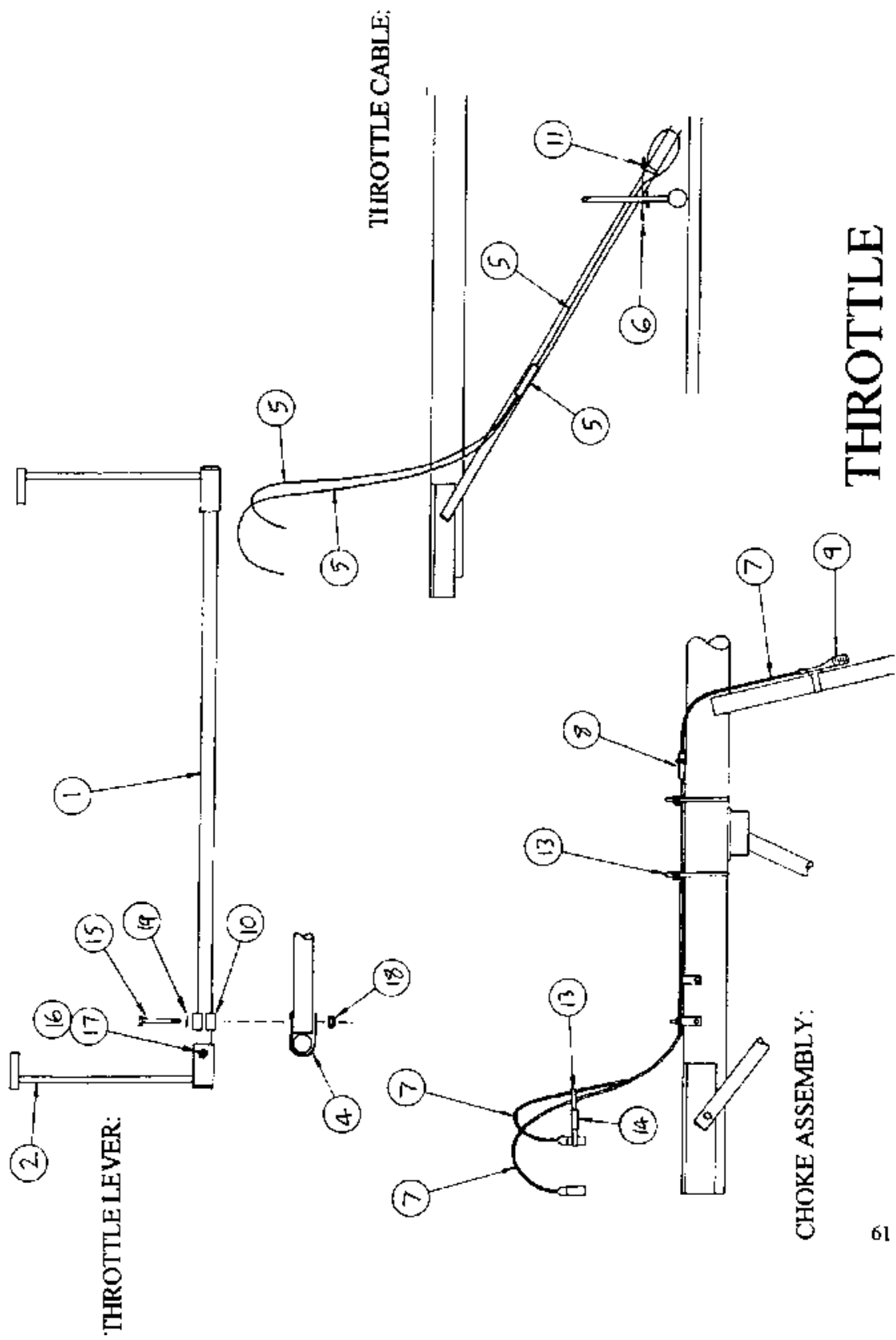
Item	Part Number	Description
1	no longer available	Fuel tank (use complete AX2000 fuel system)
2	EFF-2A	Fuel filter
3	EFTC-5 & HCC-003	Replacement fuel drain valve and clip – looks slightly different to illustration
4	FW5-14	5/16" * 1 1/4 washers
5	EFLH-3	DN8 oil hose (state length required)
6	PTM28-001	Foam cut off (state length required)
7	EFTC-13	Gland
9	EFTC-14	'O' ring
8	EFLH-2	Fuel hose (state length required)
10	PMM-032	Filler neck and cap
11	FPSP-003	Split pin
12	PMM-034	Plastic elbow
13	HCI-012	Jubilee clip 32-50mm
14	EFLH-4	Large green hose (state length required)
15	PMM-033	Filler neck flange
16	no longer available	Filler cap
17	994 485	Fuel pump
18	994 485	Fuel pump
19	EFLC-6	Primer bulb
20	EFLC-3	Fuel tap
21	EFLC-8	Steel T-piece
22	HTW-001	Cable tie (white, small)
23	EFF-7	Terminal cover plug cap
24	EFLH-7	Small bore fuel tube (state length required)
25	TAX-010	Fuel filler pipe
27	FMS5-20	M5 * 20 ht pn hd set
28	FNM5-NT	M5 nyloc nut T-type

AX2000 Fuel System Assembly:

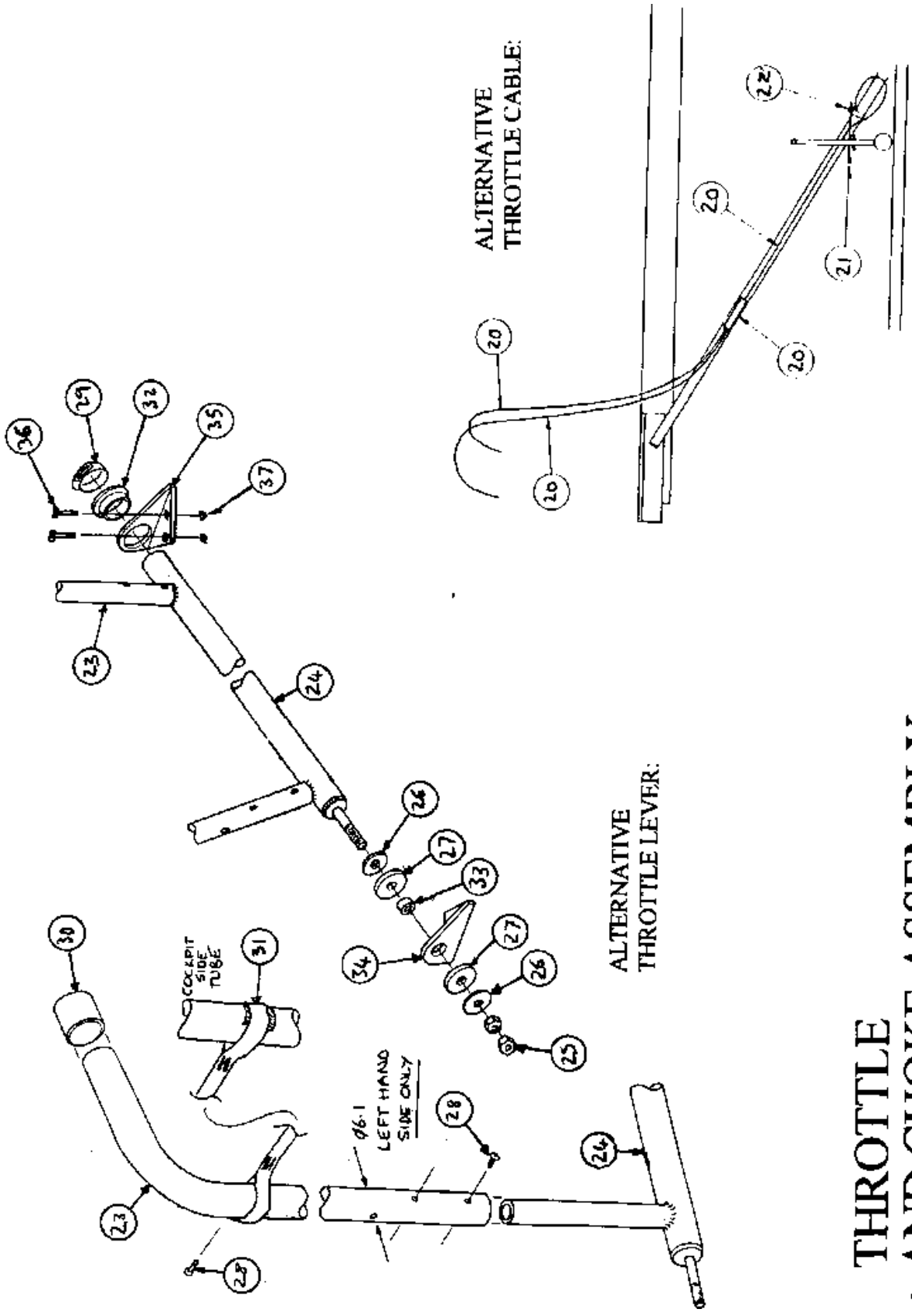
25	TAX-010	Fuel filler pipe
26	FCM6-10	M6 * 10 sckt cap screw
27	FMS5-20	M5 * 20 ht pn hd set
28	FNM5- NT	M5 nyloc nut T-type
29	FWM6-SW	6mm spring washer
30	HCI8-001	1/2" "O" clip
31	HCM12-001	11-13mm NPL hose clip
32	EFLH-3	AN8 10mm oil line (state length required)
33	EFLH-7	Small bore fuel tube (state length required)
34	TAX-001	Pickup pipe
35	TAX-003	Hose adaptor
36	EFLC-11	Plastic "Y" piece
37	HTW-003	Cable tie (white, medium)
38	EFLH-4	Filler hose (state length required)
39	HCI-012	Jubilee clip 32-50mm
40	PMM-032	Filler neck and cap

41	VNR-003	2.7mm Polyester braid black (state length required)
42	201125	Fuel filler pipe
43	FNM4-NP	M4 nyloc nut P-type
44	FSM4-20	M4 * 20 hex set screw
45	FW3-12	3/16 * 3/4 * 1/6 steel washer
46	PMM-033	Filler neck flange
47	PMM-034	Plastic elbow
48	EFT-7	Fuel tank
49	EFF-5	Ford fuel strainer
50	EFLH-2	Fuel hose (state length required)
51	EFTC-5 & HCC-003	Replacement fuel drain valve and clip – looks slightly different to illustration
52	EFTC-8	15/16" ID * 1/8" dia "O" ring
53	100553	Fuel tank strap (long)
54	100554	Fuel tank strap (short)

N.B. Supply of the original fuel tank moulding has ceased, necessitating a new fuel tank design. The new fuel tank is not compatible with the original system and thus the complete AX2000 fuel system assembly must be used. This modification also requires a wider seating set-up with fuel tank straps detached from the seat covers - see **Seat Assembly**.



THROTTLE AND CHOKE ASSEMBLY



THROTTLE AND CHOKE ASSEMBLY

Throttle and Choke Assembly

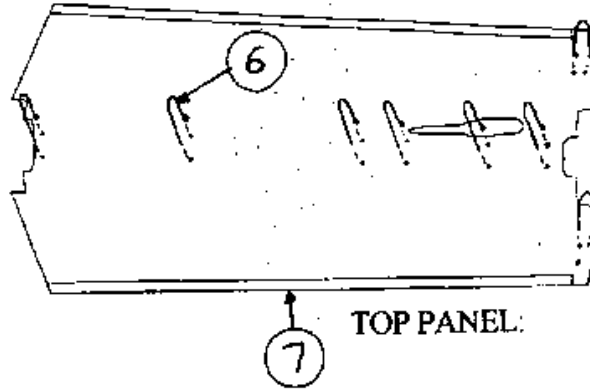
Item	Part Number	Description
1	101253N	Throttle torque tube
2	101347	Throttlet lever - left hand
3	101348	Throttle lever - right hand
4	101444	Stainless steel bracket
5	101606A	Throttle cable
6	RW1.5-GW/RF2-CCU	Throttle limit wire (see note below)
7	101606	Choke cable assembly
8	JSB-001	Splitter box
9	100914	Choke lever
10	HCC-001	No. 12 cable cleat (remstrap)
11	no longer available	Cable attachment clip (use complete alternative throttle assembly)
12	H CJ-011	Jubilee clip 20-32
13	HTW-003	Cable tie (long)
14	EFLH-2	Off-cut fuel hose
15	FBM6-75	M6 * 75 hex bolt
16	FBM5-35	M5 * 35 hex bolt
17	FNM5-NP	M5 nyloc nut
18	FNM6-NT	M6 nyloc nut Type
19	FW4-T3	1/4 steel washer

N.B. Throttle limit wire dimensions vary. Use RW1.5-GW (galvanized wire - state length required) and two RF2-CCU.

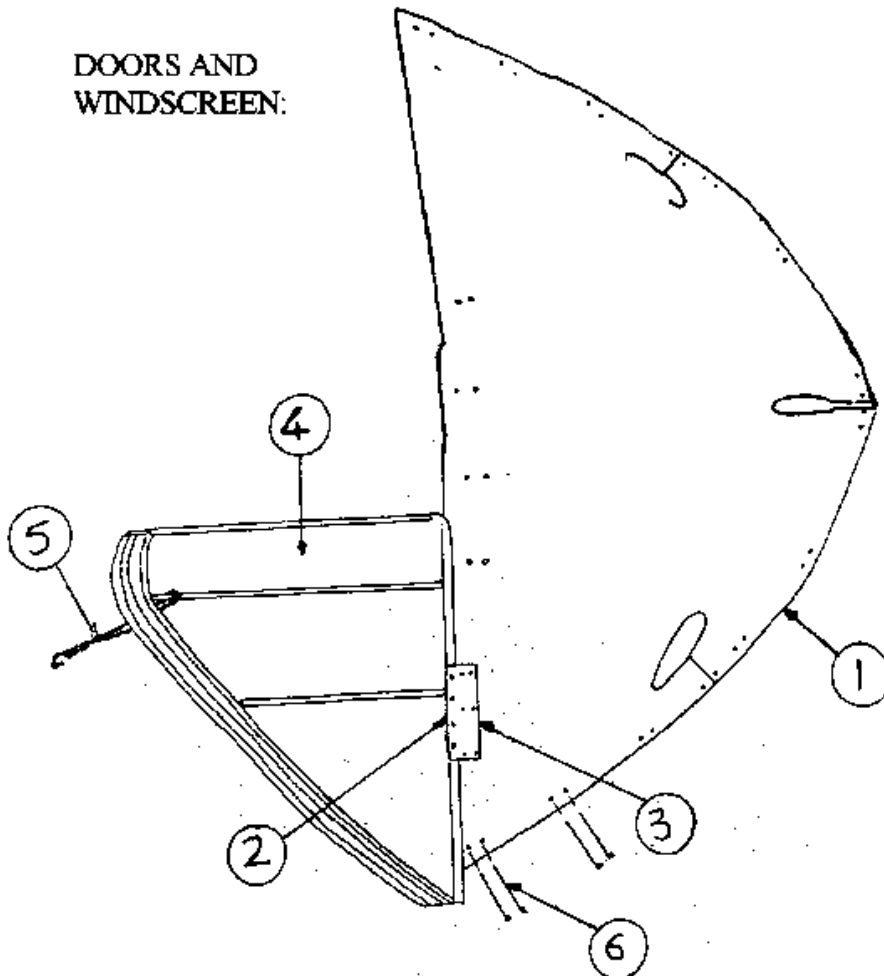
Alternative (modified) Throttle assembly:

20	101606N	Throttle cable
21	RW1.5-GW	Throttle limit wire
22	H CJ-011	Jubilee clip 20-32mm
23	100348N	Throttle lever
24	101253N	Torque tube
25	FNM6-G8	M6 nut
26	FW4-12	1/4 washer
27	FWP-006	Plastic washer (6mm * 3mm thick)
28	FR3.2-6-001	3.2*6mm washer
29	H CJ-010	Jubilee clip 9-18mm
30	PEC5-001	5/8" end cap (black)
31	VW25-003	25mm adhesive velcro loop white
32	ZMP-076	Throttle torque tube bush
33	ZSP-046	Nylon spacer
34	100498L	Throttle bracket - left hand
35	100498R	Throttle bracket - right hand
36	FBM6-45	M6 * 45 hex bolt
37	FNM6-NT	M6 nyloc nut T-type

BODY WORK

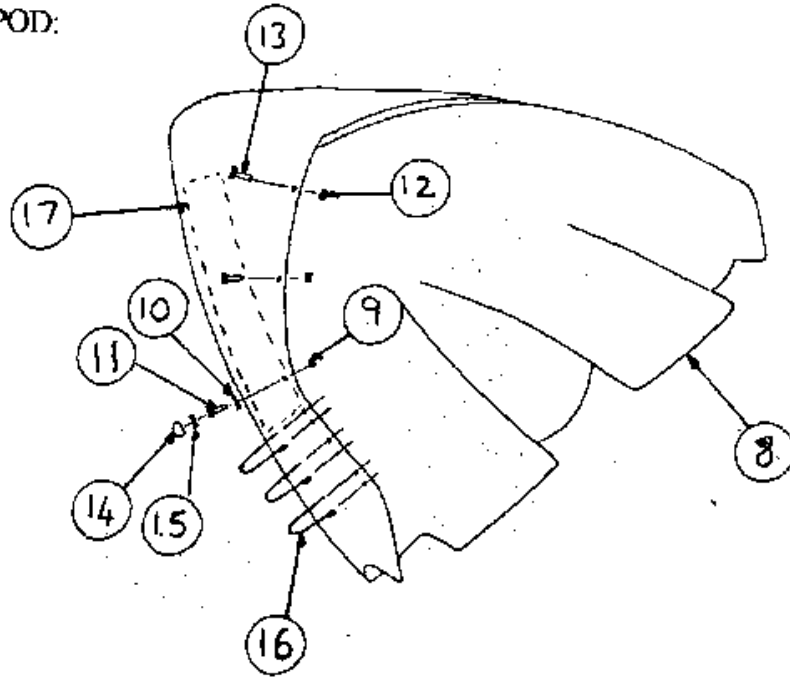


DOORS AND WINDSCREEN:

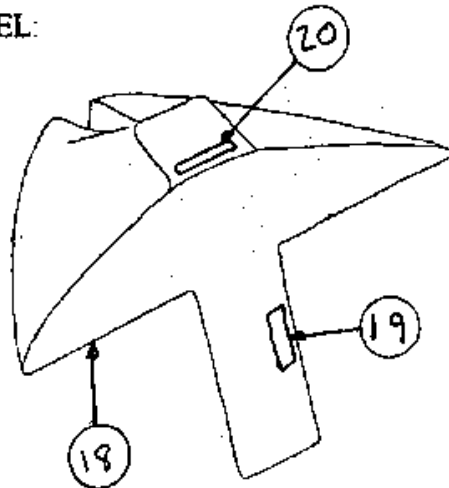


BODY WORK

POD:



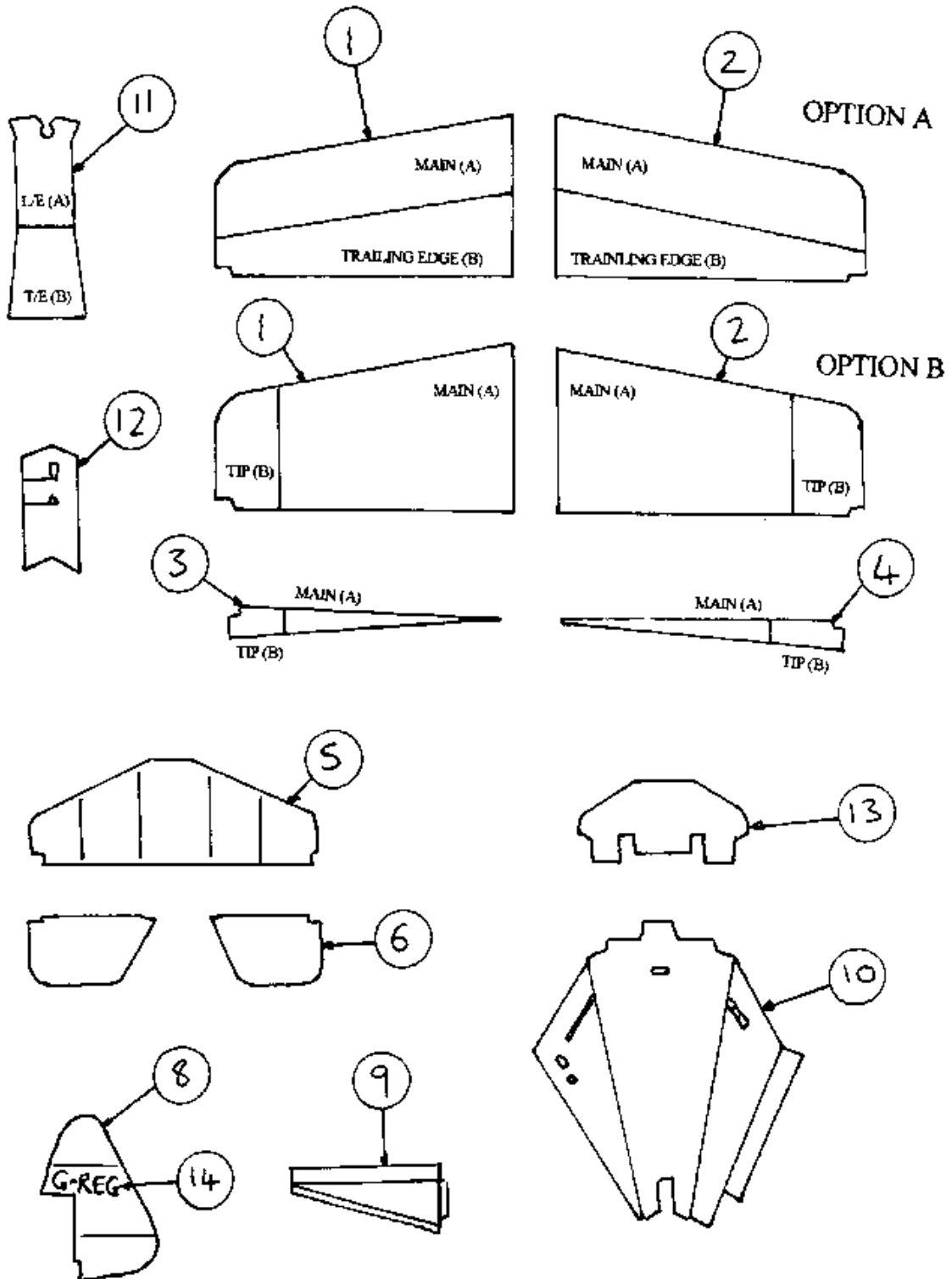
INSTRUMENT PANEL:



Body Work

Item	Part Number	Description
1	101147/1	Windscreen
2	101389-1	Door hinge (removable pin)
3	101389-10	Door hinge plate
4	101389L	Door - left hand
	101389R	Door - right hand
5	VSC5-001	Bungee - door fastening (state length required)
	CHX00	Bungee clamp
	101388	Hook
6	HTW-003	Cable tie (white, long)
7	101390	Top panel
8	101150	Front pod (specify colour)
9	FNM6-NT	M6 nyloc nut T-type
10	FW4-T3	1/4 steel washer
11	FSM6-20	M6 * 20 hex bolt
12	FPN6-10	M6 plastic nut
13	FPS6-16	M6 plastic bolt
14	PMC-RSC6	Skiffy cap
15	PMC-SB6	Skiffy ring
16	HTW-004	Black cable tie (black, medium)
17	DLV-030	Pod sticker
18	101379	Instrument panel
19	DP-050	Main placard
20	DLV-031	Cyclone sticker
	FSM4-25	Instrument screws
	FNM4-BX	Instrument nuts

FABRIC COVERS



Fabric Covers

Item	Part Number	Description
1	101596L	Wing cover - left hand (state colour and fabric)
2	101596R	Wing cover - right hand (state colour and fabric)
3	101597L	Aileron cover - left hand (state colour and fabric)
4	101597R	Aileron cover - right hand (state colour and fabric)
5	101598	Horizontal stabilisor cover (state colour and fabric)
6	101598A	Elevator cover (state fabric and colour)
8	101599	Rudder cover (state fabric and colour)
9	101600	Sub-fin cover (state colour and fabric)
10	101601	Rear enclosure cover (state colour and fabric)
11	101602	Wing upper centre cover (state colour and fabric)
12	101603	Wing lower centre cover (state colour and fabric)
13	101604	Head rest panel - original design (state colour and fabric)
	101604N	Head rest panel - wide seats (state colour and fabric)
	100551	Seat back cover (narrow seats)
	100551N	Seat back cover (wide seats)
	100552	Seat base cover
14	REG-SET-AX3	Small registration letters - set (state letters, black or white)
	REG-STD-BLK	Wing registration letters (state letters, black or white)
	REG-STD-SET	Wing registration letters - set (state letters,black or white)
	PROPCOVER	Propeller cover (state propeller type and size)
	AX3 COV	Engine and prop. cover - 2 blade (state prop. type and size)
	AX3 COV3	Engine and prop. cover - 3 blade (state prop. type and size)

Instruments, Electrical System and Accessories

Item	Part Number	Description
Altimeter	IFALT-4	Altimeter 3 1/8
ASI	IFASI-5	ASI 0-100 mph 3 1/8
	IFASI-5A	ASI 0-100 mph 3 1/8 (including ASI kit)
Battery	IEBSM-1	Battery state monitor
	LB-005	Battery FG20721 7/12V
Cables	LC-001	Twin core cable
	LC-010	10mm cable - black
	LC-007	12 core cable
	LR-007	Expandable grey sleeving
Cable ties	HTW-003	Cable tie (white, medium)
	HTW-002	Cable tie (black, small)
Carb Heat	CHB-003	Electric carb heater - dual
	CHB-03	Carb heat indicator
	CHB-02	Carb heat module
	ESCHK-003	Water carb heater - twin
CCBCT	KIT-ACS-003	Cyclone conrod bearing clearance tester
CHT	IECHT-3	Microflight dual CHT - square (no senders)
	IECHT-3A	Microflight dual CHT - square (including senders)
	IECHT-4	Microflight dual CHT - round (no senders)
	IECHT-4A	Microflight dual CHT - round (including senders)
	IES-1	CHT sender
Compass	IFCOM-2	Compass - panel mount
	IFCOM-3	Compass compensator
EGT	IEEGT-3	Microflight dual EGT - square (no senders)
	IEEGT-3A	Microflight dual EGT - square (including senders)
	IEEGT-4	Microflight dual EGT - round (no senders)
	IEEGT-4A	Microflight dual EGT - round (including senders)
	IES-2	EGT sender
FLYDAT	IFLYD-1	Flydat/582, °C
	IFLYD-2	Flydat/582, °F
	IFLYD-3	Flydat/503, °C
	IFLYD-4	Flydat/503, °F
	996 375	Flydat CHT sensor
	996 370	Flydat EGT sensor
	996 380	Flydat water temperature sensor
	996 380	Flydat air temperature sensor
FPG	IEFPG-1	Fuel pressure gauge
Hour meter	IEHM-2	Hour meter (Motometer)
	LA-001	Hour meter rectifier regulator (only suitable with IEHM-2)
Locking wire	LOCKING WIRE	22 swg locking wire
Loctite	LOCTITE221 50ML	Loctite 221 - 50 ml
	LOCTITE648 50ML	Loctite 648 - 50 ml
	LOCTITEANTI	Loctite antiseize - spray can

Oil	K & N	K & N cleaning fluid
	K & N OIL	K & N oil - sachet
	K & N OIL6	K & N oil - 6 oz bottle
	K & N	K & N cleaning fluid
	TTS1	Castrol TTS oil
	G/BOX OIL	Gearbox oil
Rec/reg	264 870	Rectifier regulator
	866 080	Rectifier regulator - small
Sealant	RTV 736	Exhaust sealant
	RTV 732	Sealant
Slip ball	IFLSP-1	Slip ball indicator
Switches	CHB-22	Toggle ignition switch
	LS-006	Master keyswitch
	LS-007	Push button switch
	LS-012	Keyswitch - dual mag. and start
Tacho	IERPM-6	Aviasport Tacho (Ducati) - square
	IERPM-8	Microflight Tacho (Ducati) - round
	IERPM-10	Microflight Tacho (Ducati) - square
Terminals etc	CHB-24	Blade cover
	CHB-27	Blade
	CHB-25	Receptical cover
	CHB-26	Receptical crimp
	LT-020	Small crimp ring terminal
	LT-028	Heavy duty crimp terminal
	PEP-01	Plastic end cap - red
Voltmeter	IEV-003	Voltmeter 12V
VSI	IFVSI-2	VSI 80mm ± 2000
WTG	IEWT-3	VDO water temperature gauge (no sender)
	IEWT-4	VDO water temperature gauge (including sender)
	IES-4	VDO water temperature sender